



Brace's Bakery Neath Valley Stages

Saturday August 14th 2010

Final Award Winners



Pos	No.	Driver/Co-Driver	Class	Vehicle	Total Time	Diff. Leader	Overall Pos
Award - Overall Classification (excluding WR1 cars)							
1	2	Jamie ANDERSON/Jon SCOTT	N4	Mitsubishi EVO 8	0:38:03.0		1
Award - WR1 Cars Classification							
1	10	Gary KENNA/Chris DAVIES	WR1	Subaru S9 WRC	0:38:55.6		7
Class N4							
1	12	Luke FRANCIS/Ian BEVAN	N4	Mitsubishi EVO 8	0:38:32.1		5
2	4	Paul JAMES/Derek DAVIES	N4	Mitsubishi EVO 9	0:38:54.6	0:22.5	6
3	22	James SMITH/Chris MELLING	N4	Subaru Impreza	0:42:48.9	4:16.8	21
Class B9							
1	24	Nigel JENKINS/Karen "KAZ"WATTS	B9	Vauxhall Nova	0:42:05.0		18
2	26	Wyn MORGAN/Elgan DAVIES	B9	Citroen C2	0:44:10.7	2:05.7	27
3	34	Neil DAVIES/Dean GWILLYM	B9	Vauxhall Nova	0:44:17.8	2:12.8	29
Class B10							
1	23	Mike HARRIS_JNR/Josh O'CONNOR	B10	Citroen C2	0:42:14.4		19
2	31	Robert WHEELER/Chris WHEELER	B10	VW Golf	0:43:07.6	0:53.2	23
3	36	Dai LLOYD/Matthew TUCKER	B10	Peugeot 205 GTI	0:44:15.9	2:01.5	28
Class B13							
1	3	Neville JONES/Ian CAPEWELL	B13	Subaru Impreza	0:38:23.1		3
2	9	Julian JONES/Paul WAKELY	B13	Subaru Impreza	0:38:23.4	0:00.3	4
3	8	Tony MACWHIRTER/Steve GREEN	B13	Mitsubishi EVO 7	0:39:01.1	0:38.0	8
Award - Amalgamated classes B11 and RR (up to 2000cc)							
1	6	Dylan DAVIES/Dale FURNISS	B11	Ford Escort	0:38:15.1		2
2	17	Wyn 'Spot' HUGHES/Alan JONES	B11	Ford Escort MK 2	0:41:07.6	2:52.5	15
3	43	Barry "BACH"JONES/C "WILL"WILLIAMS	RR1	Ford Escort MK2	0:41:47.2	3:32.1	17
Award - Amalgamated classes B12 and RR (over 2000cc)							
1	16	Matthew ROBINSON/Darren BROWN	B12	Ford Escort MK 2	0:39:43.8		10
2	11	Carl DAVIES/Andy CARD	RR2	BMW 3 Series	0:39:54.4	0:10.6	11
Award - First - Brace's Bakery 2WD Challenge - 1000 pounds							
Dylan Davies/Dale Furniss - 7:57.7							
Award - Second - Brace's Bakery 2WD Challenge - 500 pounds							
Geraint Mills/Jonny Tad Evans - 8:07.7							
Award - Third - Brace's Bakery 2WD Challenge - 250 pounds							
Matthew Robinson/Darren Brown - 8:09.7							
Award - Lady driver							
		No finisher eligible					
Award - Lady Co-driver							
1	21	Jane FOX	B13	Mitsubishi EVO 6	0:41:18.4		16
Award - The 'Sideways Cup' sponsored by Phil Collins for 1st RWD Car							
1	6	Dylan DAVIES/Dale FURNISS	B11	Ford Escort	0:38:15.1		2
Award - First Dunlop Crew - 2 Tyres donated by Mr Tyres							
1	3	Neville JONES/Ian CAPEWELL	B13	Subaru Impreza	0:38:23.1		3





Brace's Bakery Neath Valley Stages

Saturday August 14th 2010

Final Positions




Pos	No.	Driver/Co-driver	Class	Class Pos.	Vehicle	Stage Times	Penalties	Total Time	Diff. Leader
Overall Classification (excluding WR1 cars)									
1	2	Jamie ANDERSON/Jon SCOTT	N4	1	Mitsubishi EVO 8	0:38:03.0		0:38:03.0	
2	6	Dylan DAVIES/Dale FURNISS	B11	1	Ford Escort	0:38:15.1		0:38:15.1	0:12.1
3	3	Neville JONES/Ian CAPEWELL	B13	1	Subaru Impreza	0:38:23.1		0:38:23.1	0:20.1
4	9	Julian JONES/Paul WAKELY	B13	2	Subaru Impreza	0:38:23.4		0:38:23.4	0:20.4
5	12	Luke FRANCIS/Ian BEVAN	N4	2	Mitsubishi EVO 8	0:38:32.1		0:38:32.1	0:29.1
6	4	Paul JAMES/Derek DAVIES	N4	3	Mitsubishi EVO 9	0:38:54.6		0:38:54.6	0:51.6
7	8	Tony MACWHIRTER/Steve GREEN	B13	3	Mitsubishi EVO 7	0:39:01.1		0:39:01.1	0:58.1
8	5	Bob MORGAN/Adie WILLIAMS	B13	4	Subaru Impreza	0:39:27.5		0:39:27.5	1:24.5
9	16	Matthew ROBINSON/Darren BROWN	B12	1	Ford Escort MK 2	0:39:43.8		0:39:43.8	1:40.8
10	11	Carl DAVIES/Andy CARD	RR2	1	BMW 3 Series	0:39:54.4		0:39:54.4	1:51.4
11	25	Dave MATTHEWS/Ian HARRAWAY	B13	5	Subaru Impreza	0:40:07.8		0:40:07.8	2:04.8
12	20	Phil EDWARDS/Jon EDWARDS	B13	6	Subaru Impreza	0:40:19.7		0:40:19.7	2:16.7
13	14	Paul LOMAS/Matthew NICHOLLS	B13	7	Subaru Impreza	0:40:50.7		0:40:50.7	2:47.7
14	17	Wyn 'Spot' HUGHES/Alan JONES	B11	2	Ford Escort MK 2	0:41:07.6		0:41:07.6	3:04.6
15	21	Jon FOX/Jane FOX	B13	8	Mitsubishi EVO 6	0:41:18.4		0:41:18.4	3:15.4
16	43	Barry "BACH"JONES/C "WILL"WILLIAMS	RR1	1	Ford Escort MK2	0:41:47.2		0:41:47.2	3:44.2
17	24	Nigel JENKINS/Karen "KAZ"WATTS	B9	1	Vauxhall Nova	0:42:05.0		0:42:05.0	4:02.0
18	23	Mike HARRIS_JNR/Josh O'CONNOR	B10	1	Citroen C2	0:42:14.4		0:42:14.4	4:11.4
19	28	Micah MORRIS/Ioan LEWIS	B11	3	Peugeot 205 GTI	0:42:21.5		0:42:21.5	4:18.5
20	22	James SMITH/Chris MELLING	N4	4	Subaru Impreza	0:42:48.9		0:42:48.9	4:45.9
21	19	Colin MINTON/Nicola PARKER	N4	5	Subaru Impreza	0:42:59.0		0:42:59.0	4:56.0
22	31	Robert WHEELER/Chris WHEELER	B10	2	VW Golf	0:43:07.6		0:43:07.6	5:04.6
23	30	Lynsey HANSFORD/Rob HANSFORD	B11	4	Ford Escort MK 2	0:43:08.8		0:43:08.8	5:05.8
24	32	Andrew GRAHAM/Gavin NEATE	B13	9	Landrover Freelander	0:43:40.9		0:43:40.9	5:37.9
25	27	Will CLARKE/Kevin ROBINSON	B11	5	Peugeot 205 GTI	0:43:43.2		0:43:43.2	5:40.2
26	26	Wyn MORGAN/Elgan DAVIES	B9	2	Citreon C2	0:44:10.7		0:44:10.7	6:07.7
27	36	Dai LLOYD/Matthew TUCKER	B10	3	Peugeot 205 GTI	0:44:15.9		0:44:15.9	6:12.9
28	34	Neil DAVIES/Dean GWILLYM	B9	3	Vauxhall Nova	0:44:17.8		0:44:17.8	6:14.8
29	38	Jason MORGAN/Gareth PRITCHARD	B13	10	Subaru Impreza	0:44:20.6		0:44:20.6	6:17.6
30	42	Nigel BOOLEY/Dave CATTO	B10	4	Ford Escort RS	0:44:31.5		0:44:31.5	6:28.5
31	37	Dave DOCKREE/Nick DAVIES	B10	5	Talbot Sunbeam TI	0:44:40.9		0:44:40.9	6:37.9
32	29	Rob DREW/Mike TRUMAN	B11	6	Ford Escort MK 2	0:44:52.7		0:44:52.7	6:49.7
33	40	Thomas LLOYD/Craig MAGGS	B10	6	Peugeot 205 GTI	0:45:18.0		0:45:18.0	7:15.0

WR1 Cars Classification

1	10	Gary KENNA/Chris DAVIES	WR1	1	Subaru S9 WRC	0:38:55.6		0:38:55.6	
---	----	-------------------------	-----	---	---------------	-----------	--	-----------	--

Issued at 17:15 on 14 August 2010

Results by Tynemouth Computer Services



Final Results by Competition Number

No.	Pos	Entrant Driver/Co-driver	Class	Class Posn.	Vehicle	Stage Times	Penalties	Total Time	Diff. Leader
1		Tom CAVE/Chris RIDGE	N4		Subaru Impreza	Rear diff - SS2			
2	1	Jamie ANDERSON/Jon SCOTT	N4	1	Mitsubishi EVO 8	0:38:03.0		0:38:03.0	
3	3	Neville JONES/Ian CAPEWELL	B13	1	Subaru Impreza	0:38:23.1		0:38:23.1	0:20.1
4	6	Betta Aquatic Products Paul JAMES/Derek DAVIES	N4	3	Mitsubishi EVO 9	0:38:54.6		0:38:54.6	0:51.6
5	8	Bob MORGAN/Adie WILLIAMS	B13	4	Subaru Impreza	0:39:27.5		0:39:27.5	1:24.5
6	2	Dylan DAVIES/Dale FURNISS	B11	1	Ford Escort	0:38:15.1		0:38:15.1	0:12.1
7		Sara WILLIAMS/Dai ROBERTS	B13		Subaru Impreza	Retired after SS2			
8	7	Tony MACWHIRTER/Steve GREEN	B13	3	Mitsubishi EVO 7	0:39:01.1		0:39:01.1	0:58.1
9	4	Julian JONES/Paul WAKELY	B13	2	Subaru Impreza	0:38:23.4		0:38:23.4	0:20.4
10	1	Gary KENNA/Chris DAVIES	WR1	1	Subaru S9 WRC	0:38:55.6		0:38:55.6	0:52.6
11	10	Carl DAVIES/Andy CARD	RR2	1	BMW 3 Series	0:39:54.4		0:39:54.4	1:51.4
12	5	Luke FRANCIS/Ian BEVAN	N4	2	Mitsubishi EVO 8	0:38:32.1		0:38:32.1	0:29.1
14	13	Paul LOMAS/Matthew NICHOLLS	B13	7	Subaru Impreza	0:40:50.7		0:40:50.7	2:47.7
15		Geraint MILLS/Jonny Tad EVANS	B11		Opel Manta 400	Half shaft - SS5			
16	9	Matthew ROBINSON/Darren BROWN	B12	1	Ford Escort MK 2	0:39:43.8		0:39:43.8	1:40.8
17	14	Wyn 'Spot' HUGHES/Alan JONES	B11	2	Ford Escort MK 2	0:41:07.6		0:41:07.6	3:04.6
18		Trev BAYNHAM/Anthony BAILEY	B12		Ford Escort	Engine after SS3			
19	21	Colin MINTON/Nicola PARKER	N4	5	Subaru Impreza	0:42:59.0		0:42:59.0	4:56.0
20	12	Phil EDWARDS/Jon EDWARDS	B13	6	Subaru Impreza	0:40:19.7		0:40:19.7	2:16.7
21	15	Jon FOX/Jane FOX	B13	8	Mitsubishi EVO 6	0:41:18.4		0:41:18.4	3:15.4
22	20	James SMITH/Chris MELLING	N4	4	Subaru Impreza	0:42:48.9		0:42:48.9	4:45.9
23	18	Mike HARRIS_JNR/Josh O'CONNOR	B10	1	Citroen C2	0:42:14.4		0:42:14.4	4:11.4
24	17	Nigel JENKINS/Karen "KAZ"WATTS	B9	1	Vauxhall Nova	0:42:05.0		0:42:05.0	4:02.0
25	11	Dave MATTHEWS/Ian HARRAWAY	B13	5	Subaru Impreza	0:40:07.8		0:40:07.8	2:04.8
26	26	Wyn MORGAN/Elgan DAVIES	B9	2	Citroen C2	0:44:10.7		0:44:10.7	6:07.7
27	25	Will CLARKE/Kevin ROBINSON	B11	5	Peugeot 205 GTI	0:43:43.2		0:43:43.2	5:40.2
28	19	Micah MORRIS/Ioan LEWIS	B11	3	Peugeot 205 GTI	0:42:21.5		0:42:21.5	4:18.5
29	32	Rob DREW/Mike TRUMAN	B11	6	Ford Escort MK 2	0:44:52.7		0:44:52.7	6:49.7
30	23	Lynsey HANSFORD/Rob HANSFORD	B11	4	Ford Escort MK 2	0:43:08.8		0:43:08.8	5:05.8
31	22	Robert WHEELER/Chris WHEELER	B10	2	VW Golf	0:43:07.6		0:43:07.6	5:04.6
32	24	Andrew GRAHAM/Gavin NEATE	B13	9	Landrover Freelander	0:43:40.9		0:43:40.9	5:37.9
33		Sam COLLIER/Matthew WALKER	B10		Ford Escort MK 1	Retired at MC3			
34	28	Neil DAVIES/Dean GWILLYM	B9	3	Vauxhall Nova	0:44:17.8		0:44:17.8	6:14.8
35		Dave WARD/Wayne GOODING	B13		Toyota GT4	Retired after last stage			
36	27	Dai LLOYD/Matthew TUCKER	B10	3	Peugeot 205 GTI	0:44:15.9		0:44:15.9	6:12.9
37	31	Dave DOCKREE/Nick DAVIES	B10	5	Talbot Sunbeam TI	0:44:40.9		0:44:40.9	6:37.9
38	29	Jason MORGAN/Gareth PRITCHARD	B13	10	Subaru Impreza	0:44:20.6		0:44:20.6	6:17.6
39		Rob JENKINS/Tony EDWARDS	B10		Peugeot 205 GTI	Stopped - SS2			
40	33	Thomas LLOYD/Craig MAGGS	B10	6	Peugeot 205 GTI	0:45:18.0		0:45:18.0	7:15.0
41		Clive ANSTEY/Annabel SEALEY	B9		Vauxhall Corsa	Driveshaft - Start SS1			
42	30	Nigel BOOLEY/Dave CATTO	B10	4	Ford Escort RS	0:44:31.5		0:44:31.5	6:28.5
43	16	Barry "BACH"JONES/C "WILL"WILLIAMS	RR1	1	Ford Escort MK2	0:41:47.2		0:41:47.2	3:44.2
44		Geno COOK/Steve McPHEE	B10		Citroen C2	Driveshaft after SS4			




Brace's Bakery Neath Valley Stages

Saturday August 14th 2010

Final Stage Times



No.	Driver	Class	SS 1	SS 2	SS 3	SS 4	SS 5	SS 6	Penalties	
			Walters Arena 1	Resolven 1	Rheola 1	Walters Arena 2	Resolven 2	Rheola 2		
1	Tom CAVE	N4	4:00.1	Rear diff - SS2						
2	Jamie ANDERSON	N4	3:53.7	8:12.3	7:03.6	3:48.7	8:21.0	6:43.7		
3	Neville JONES	B13	4:07.2	8:22.2	7:05.2	3:53.8	8:02.2	6:52.5		
4	Paul JAMES	N4	4:06.0	8:20.3	7:21.9	3:54.7	8:11.3	7:00.4		
5	Bob MORGAN	B13	4:14.4	8:35.0	7:13.7	3:56.6	8:18.9	7:08.9		
6	Dylan DAVIES	B11	4:01.3	8:10.6	7:06.2	3:56.4	8:03.5	6:57.1		
7	Sara WILLIAMS	B13	3:58.4	8:29.8	Retired after SS2					
8	Tony MACWHIRTER	B13	4:02.1	8:28.2	7:14.0	3:54.8	8:19.1	7:02.9		
9	Julian JONES	B13	4:05.0	8:19.3	7:06.8	3:56.6	8:03.9	6:51.8		
10	Gary KENNA	WR1	3:59.3	8:27.9	7:16.0	3:55.1	8:16.8	7:00.5		
11	Carl DAVIES	RR2	4:11.9	8:44.5	7:28.0	4:00.8	8:15.2	7:14.0		
12	Luke FRANCIS	N4	4:00.9	8:28.7	7:04.2	3:55.4	8:06.7	6:56.2		
14	Paul LOMAS	B13	4:18.7	9:06.8	7:29.5	4:09.2	8:29.5	7:17.0		
15	Geraint MILLS	B11	4:05.4	8:33.5	7:22.3	4:02.3	Half shaft - SS5			
16	Matthew ROBINSON	B12	4:06.4	8:20.0	7:14.8	4:03.3	8:43.1	7:16.2		
17	Wyn 'Spot' HUGHES	B11	4:25.1	8:55.3	7:35.9	4:08.2	8:32.1	7:31.0		
18	Trev BAYNHAM	B12	4:14.4	8:58.0	7:44.0	Engine after SS3				
19	Colin MINTON	N4	4:29.6	9:21.3	8:01.7	4:16.0	9:06.6	7:43.8		
20	Phil EDWARDS	B13	4:04.9	8:39.0	7:16.1	3:57.3	8:20.7	8:01.7		
21	Jon FOX	B13	4:21.0	8:55.2	7:37.3	4:16.4	8:47.7	7:20.8		
22	James SMITH	N4	4:22.5	9:04.9	7:57.5	4:24.5	9:06.4	7:53.1		
23	Mike HARRIS_JNR	B10	4:19.0	8:59.4	7:45.6	4:12.3	9:09.1	7:49.0		
24	Nigel JENKINS	B9	4:19.7	8:53.2	7:52.2	4:26.9	8:45.4	7:47.6		
25	Dave MATTHEWS	B13	4:14.6	8:40.3	7:23.4	4:05.1	8:26.1	7:18.3		
26	Wyn MORGAN	B9	4:37.9	9:34.6	8:13.9	4:24.2	9:21.3	7:58.8		
27	Will CLARKE	B11	4:28.8	9:26.5	8:07.3	4:25.7	9:40.4	7:34.5		
28	Micah MORRIS	B11	4:28.2	9:03.4	8:01.3	4:28.0	8:39.4	7:41.2		
29	Rob DREW	B11	4:39.3	9:36.9	8:26.9	4:23.5	9:33.1	8:13.0		
30	Lynsey HANSFORD	B11	4:21.6	9:03.4	7:44.3	4:13.8	9:01.6	8:44.1		
31	Robert WHEELER	B10	4:28.5	9:13.1	7:55.7	4:20.8	9:01.0	8:08.5		
32	Andrew GRAHAM	B13	4:28.0	9:20.7	8:04.4	4:19.8	9:14.8	8:13.2		
33	Sam COLLIER	B10	4:35.3	9:20.2	8:21.3	Retired at MC3				
34	Neil DAVIES	B9	4:42.7	9:28.2	8:17.2	4:30.6	9:18.3	8:00.8		
35	Dave WARD	B13	5:01.0	10:24.7	9:01.7	4:40.7	10:13.3	9:17.7	B13	
36	Dai LLOYD	B10	4:38.5	9:34.7	8:04.7	4:24.9	9:29.7	8:03.4		
37	Dave DOCKREE	B10	4:39.1	9:44.6	8:24.9	4:28.9	9:20.2	8:03.2		
38	Jason MORGAN	B13	4:43.0	9:49.2	8:27.5	4:25.2	9:09.2	7:46.5		
39	Rob JENKINS	B10	4:56.8	Stopped - SS2						
40	Thomas LLOYD	B10	4:47.0	9:47.4	8:30.7	4:31.0	9:25.8	8:16.1		
41	Clive ANSTEY	B9	4:21.4	Driveshaft - Start SS1						
42	Nigel BOOLEY	B10	4:39.4	9:33.9	8:18.7	4:30.4	9:23.3	8:05.8		
43	Barry "BACH" JONES	RR1	4:15.2	8:54.0	8:02.4	4:08.7	8:49.7	7:37.2		
44	Geno COOK	B10	4:25.8	8:56.9	7:36.8	7:00.0	Driveshaft after SS4			





Brace's Bakery Neath Valley Stages

Saturday August 14th 2010



Final Retirements and Exclusions

Listed by Competition Number

9 Retirements and Exclusions

No.	Driver/Co-driver	Class	Vehicle	Stage	Reason
1	Tom CAVE/Chris RIDGE	N4	Subaru Impreza	2	Rear diff - SS2
7	Sara WILLIAMS/Dai ROBERTS	B13	Subaru Impreza	3	Retired after SS2
15	Geraint MILLS/Jonny Tad EVANS	B11	Opel Manta 400	5	Half shaft - SS5
18	Trev BAYNHAM/Anthony BAILEY	B12	Ford Escort	4	Engine after SS3
33	Sam COLLIER/Matthew WALKER	B10	Ford Escort MK 1	4	Retired at MC3
35	Dave WARD/Wayne GOODING	B13	Toyota GT4		Retired after last stage
39	Rob JENKINS/Tony EDWARDS	B10	Peugeot 205 GT1	2	Stopped - SS2
41	Clive ANSTEY/Annabel SEALEY	B9	Vauxhall Corsa	2	Driveshaft - Start SS1
44	Geno COOK/Steve McPHEE	B10	Citroen C2	5	Driveshaft after SS4



Brace's Bakery Neath Valley Stages

Saturday August 14th 2010

Final Ten Best Times on Each Stage



SS 1 Walters Arena 1 Fastest speed 54.18 mph Length 3.52miles			SS 2 Resolven 1 Fastest speed 57.22 mph Length 7.80miles			SS 3 Rheola 1 Fastest speed 52.54 mph Length 6.18miles			SS 4 Walters Arena 2 Fastest speed 55.36 mph Length 3.52miles			SS 5 Resolven 2 Fastest speed 58.22 mph Length 7.80miles		
No.	Driver	Time	No.	Driver	Time	No.	Driver	Time	No.	Driver	Time	No.	Driver	Time
2	Anderson	3:53.7	6	Davies	8:10.6	2	Anderson	7:03.6	2	Anderson	3:48.7	3	Jones	8:02.2
7	Williams	3:58.4	2	Anderson	8:12.3	12	Francis	7:04.2	3	Jones	3:53.8	6	Davies	8:03.5
10	Kenna	3:59.3	9	Jones	8:19.3	3	Jones	7:05.2	4	James	3:54.7	9	Jones	8:03.9
1	Cave	4:00.1	16	Robinson	8:20.0	6	Davies	7:06.2	8	MacWhirter	3:54.8	12	Francis	8:06.7
12	Francis	4:00.9	4	James	8:20.3	9	Jones	7:06.8	10	Kenna	3:55.1	4	James	8:11.3
6	Davies	4:01.3	3	Jones	8:22.2	5	Morgan	7:13.7	12	Francis	3:55.4	11	Davies	8:15.2
8	MacWhirter	4:02.1	10	Kenna	8:27.9	8	MacWhirter	7:14.0	6	Davies	3:56.4	10	Kenna	8:16.8
20	Edwards	4:04.9	8	MacWhirter	8:28.2	16	Robinson	7:14.8	5=	Morgan	3:56.6	5	Morgan	8:18.9
9	Jones	4:05.0	12	Francis	8:28.7	10	Kenna	7:16.0	9=	Jones	3:56.6	8	MacWhirter	8:19.1
15	Mills	4:05.4	7	Williams	8:29.8	20	Edwards	7:16.1	20	Edwards	3:57.3	20	Edwards	8:20.7
SS 6 Rheola 2 Fastest speed 55.13 mph Length 6.18miles														
No.	Driver	Time												
2	Anderson	6:43.7												
9	Jones	6:51.8												
3	Jones	6:52.5												
12	Francis	6:56.2												
6	Davies	6:57.1												
4	James	7:00.4												
10	Kenna	7:00.5												
8	MacWhirter	7:02.9												
5	Morgan	7:08.9												
11	Davies	7:14.0												





Brace's Bakery Neath Valley Stages

Saturday August 14th 2010



Final Leading Positions after Each Stage

SS 1 Walters Arena 1 Gravel Length 3.52miles			SS 2 Resolven 1 Gravel Length 7.80miles			SS 3 Rheola 1 Gravel Length 6.18miles			SS 4 Walters Arena 2 Gravel Length 3.52miles			SS 5 Resolven 2 Gravel Length 7.80miles		
No.	Driver	Total	No.	Driver	Total	No.	Driver	Total	No.	Driver	Total	No.	Driver	Total
2	Anderson	0:03:53.7	2	Anderson	0:12:06.0	2	Anderson	0:19:09.6	2	Anderson	0:22:58.3	6	Davies	0:31:18.0
7	Williams	0:03:58.4	6	Davies	0:12:11.9	6	Davies	0:19:18.1	6	Davies	0:23:14.5	2	Anderson	0:31:19.3
10	Kenna	0:03:59.3	9	Jones	0:12:24.3	9	Jones	0:19:31.1	9	Jones	0:23:27.7	3	Jones	0:31:30.6
1	Cave	0:04:00.1	4	James	0:12:26.3	12	Francis	0:19:33.8	3	Jones	0:23:28.4	9	Jones	0:31:31.6
12	Francis	0:04:00.9	16	Robinson	0:12:26.4	3	Jones	0:19:34.6	12	Francis	0:23:29.2	12	Francis	0:31:35.9
6	Davies	0:04:01.3	10	Kenna	0:12:27.2	16	Robinson	0:19:41.2	10	Kenna	0:23:38.3	4	James	0:31:54.2
8	MacWhirter	0:04:02.1	7	Williams	0:12:28.2	10	Kenna	0:19:43.2	8	MacWhirter	0:23:39.1	10	Kenna	0:31:55.1
20	Edwards	0:04:04.9	3	Jones	0:12:29.4	8	MacWhirter	0:19:44.3	4	James	0:23:42.9	8	MacWhirter	0:31:58.2
9	Jones	0:04:05.0	12	Francis	0:12:29.6	4	James	0:19:48.2	16	Robinson	0:23:44.5	20	Edwards	0:32:18.0
15	Mills	0:04:05.4	8	MacWhirter	0:12:30.3	20	Edwards	0:20:00.0	20	Edwards	0:23:57.3	5	Morgan	0:32:18.6
SS 6 Rheola 2 Gravel Length 6.18miles														
No.	Driver	Total												
2	Anderson	0:38:03.0												
6	Davies	0:38:15.1												
3	Jones	0:38:23.1												
9	Jones	0:38:23.4												
12	Francis	0:38:32.1												
4	James	0:38:54.6												
10	Kenna	0:38:55.6												
8	MacWhirter	0:39:01.1												
5	Morgan	0:39:27.5												
16	Robinson	0:39:43.8												



Total number of fastest times, second fastest times etc.

No.	Driver	1	2	3	4	5	6	7	8	9	10	11	12	13	14	15
2	Jamie ANDERSON	4	1	-	-	-	-	-	-	-	-	1	-	-	-	-
3	Neville JONES	1	1	2	-	-	1	-	-	-	-	-	-	1	-	-
6	Dylan DAVIES	1	1	-	1	1	1	1	-	-	-	-	-	-	-	-
9	Julian JONES	-	1	2	-	1	-	-	1	1	-	-	-	-	-	-
12	Luke FRANCIS	-	1	-	2	1	1	-	-	1	-	-	-	-	-	-
7	Sara WILLIAMS	-	1	-	-	-	-	-	-	-	1	-	-	-	-	-
4	Paul JAMES	-	-	1	-	2	1	-	-	-	-	2	-	-	-	-
10	Gary KENNA	-	-	1	-	1	-	3	-	1	-	-	-	-	-	-
8	Tony MACWHIRTER	-	-	-	1	-	-	2	2	1	-	-	-	-	-	-
16	Matthew ROBINSON	-	-	-	1	-	-	-	1	-	-	1	1	1	-	-
1	Tom CAVE	-	-	-	1	-	-	-	-	-	-	-	-	-	-	-
5	Bob MORGAN	-	-	-	-	-	1	-	2	1	-	-	1	-	-	1
11	Carl DAVIES	-	-	-	-	-	1	-	-	-	1	1	-	-	2	1
20	Phil EDWARDS	-	-	-	-	-	-	-	1	-	3	-	-	1	-	-
15	Geraint MILLS	-	-	-	-	-	-	-	-	-	1	1	2	-	-	-
25	Dave MATTHEWS	-	-	-	-	-	-	-	-	-	-	-	1	2	2	-
14	Paul LOMAS	-	-	-	-	-	-	-	-	-	-	-	1	1	-	1
17	Wyn 'Spot' HUGHES	-	-	-	-	-	-	-	-	-	-	-	-	-	1	2
21	Jon FOX	-	-	-	-	-	-	-	-	-	-	-	-	-	1	-
28	Micah MORRIS	-	-	-	-	-	-	-	-	-	-	-	-	-	-	1
18	Trev BAYNHAM	-	-	-	-	-	-	-	-	-	-	-	-	-	-	1

Note: where more than one competitor has the same stage time, they are all credited with the same stage position.



Brace's Bakery Neath Valley Stages

Saturday August 14th 2010

Final Time Chart




Competitors in order of time taken on each stage

Posn	Stage					
	1	2	3	4	5	6
1	2	6	2	2	3	2
2	7	2	12	3	6	9
3	10	9	3	4	9	3
4	1	16	6	8	12	12
5	12	4	9	10	4	6
6	6	3	5	12	11	4
7	8	10	8	6	10	10
8	20	8	16	5=	5	8
9	9	12	10	9=	8	5
10	15	7	20	20	20	11
11	4	15	4	11	2	16
12	16	5	15	15	25	14
13	3	20	25	16	14	25
14	11	25	11	25	17	21
15	5=	11	14	17	28	17
16	18=	24	17	43	16	27
17	25	43	44	14	24	43
18	43	21	21	23	21	28
19	14	17	18	30	43	19
20	23	44	30	19	31	38
21	24	18	23	21	30	24
22	21	23	24	32	22	23
23	41	28=	31	31	19	22
24	30	30=	22	29	23	26
25	22	22	28	26	38	34
26	17	14	19	22	32	20
27	44	31	43	36	34	37
28	32	33	32	38	37	36
29	28	32	36	27	26	42
30	31	19	27	24	42	31
31	27	27	26	28	40	29
32	19	34	34	37	36	32
33	33	42	42	42	29	40
34	26	26	33	34	27	30
35	36	36	37	40	35	35
36	37	29	29	35		
37	29	37	38	44		
38	42	40	40			
39	34	38	35			
40	38	35				
41	40					
42	39					
43	35					

Issued at 17:15 on 14 August 2010

9 Results by Tynemouth Computer Services





Brace's Bakery Neath Valley Stages

Saturday August 14th 2010

Final Stage Chart




Cumulative positions after each stage (including all additional penalties)

Posn	Stage					
	1	2	3	4	5	6
1	2	2	2	2	6	2
2	7	6	6	6	2	6
3	10	9	9	9	3	3
4	1	4	12	3	9	9
5	12	16	3	12	12	12
6	6	10	16	10	4	4
7	8	7	10	8	10	10
8	20	3	8	4	8	8
9	9	12	4	16	20	5
10	15	8	20	20	5	16
11	4	15	15	5	16	11
12	16	20	5	15	11	25
13	3	5	25	25	25	20
14	11	25	11	11	14	14
15	5=	11	21	14	17	17
16	18=	43	14	17	21	21
17	25	18	17	21	43	43
18	43	24	18	23	24	24
19	14	21	44	43	30	23
20	23	23	23	30	23	28
21	24	17	24	24	28	22
22	21	44	30	22	22	19
23	41	30	43	31	31	31
24	30	14	22	28	19	30
25	22	22	28	19	32	32
26	17	28	31	32	27	27
27	44	31	19	27	26	26
28	32	32	32	36	36	36
29	28	19	27	26	34	34
30	31	27	33	34	42	38
31	27	33	36	42	38	42
32	19	34	26	29	37	37
33	33	26	34	37	29	29
34	26	36	42	38	40	40
35	36	42	29	40	35	
36	37	29	37	44		
37	29	37	38	35		
38	42	38	40			
39	34	40	35			
40	38	35				
41	40					
42	39					
43	35					

Issued at 17:15 on 14 August 2010

10 Results by Tynemouth Computer Services





Brace's Bakery Neath Valley Historic Stages

Saturday August 14th 2010

Final Award Winners



Pos	No.	Driver/Co-Driver	Class	Vehicle	Total Time	Diff. Leader	Overall Pos
Overall Awards							
1	202	Phil COLLINS/Nicky GRIST	D5	Opel Ascona 400	0:38:48.2		1
Award - Amalgamated classes B1, B2, B3 and B4							
1	215	Simon WALLIS/Graham WRIDE	B2	Ford Lotus Cortina	0:42:26.2		6
2	101	Clive KING/Bob WARD	B1	Mini Cooper S	0:43:16.2	0:50.0	10
3	213	Ian BEVERIDGE/David HOPKINS	B3	Volvo PV544	0:44:43.5	2:17.3	12
Award - Amalgamated classes C3 and C4							
1	211	Ricky EVANS/Ian BUTCHER	C3	Ford Escort	0:43:00.3		8
2	210	Tim PHELPS/Elwyn MANUEL	C3	Escort MK1 RS	0:43:07.5	0:07.2	9
3	216	Ian DOVE/John DOVE	C4	Opel TE	0:51:09.3	8:09.0	17
Award - Amalgamated classes D1, D2 and D3							
1	205	Stuart CLARKE/Cliffy SIMMONS	D3	Escort RS2000	0:40:08.0		2
2	212	Shawn RAYNER/Steve DEAR	D3	Ford Escort MK 2	0:41:17.8	1:09.8	4
3	209	Gareth LEWIS/Tim HOBBS	D3	Ford Escort MK 2	0:42:02.7	1:54.7	5
Class C1							
1	102	Eric DAVIS/Russell JOSEPH	C1	Mini Clubman	0:45:08.3		13
2	103	Jason THOMPSON/Hugh THOMPSON	C1	BL Mini	0:46:24.9	1:16.6	15
3	105	Nigel DUTSON/Matthew DAVIS	C1	Mini Clubman 1275GT	0:48:29.3	3:21.0	16
Class D5							
1	203	Terry BROWN/Tomos WHITTLE	D5	Ford Escort MK 2	0:40:22.4		3
2	204	Jonathan BRACE/Tim SAMUEL	D5	Ford Escort RS1800	0:42:48.4	2:26.0	7
Award - First Brace's Bakery 2WD Historic Challenge - 1000 pounds							
Phil Collins/Nicky Grist - 7:57.8							
Award - Second Brace's Bakery 2WD Historic Challenge - 500 pounds							
Terry Brown/Tomos Whittle - 8:04.8							
Award - Third Brace's Bakery 2WD Historic Challenge - 250 pounds							
Jonathan Brace/Tim Samuels - 8:07.6							
Award - Lady Driver							
No finisher eligible							
Award - Lady Co-driver							
No finisher eligible							
Award - Sideways Cup sponsored by Phil Collins for 1st RWD Car							
Presented to a competitor in the modern event							
Award - Dunlop Crew - Two Tyres donated by Mr Tyres							
Presented to a competitor in the modern event							



Final Results

Pos	No.	Driver/Co-driver	Class	Class Posn.	Vehicle	Stage Times	Penalties	Total Time	Diff. Leader
1	202	Phil COLLINS/Nicky GRIST	D5	1	Opel Ascona 400	0:38:48.2		0:38:48.2	
2	205	Stuart CLARKE/Cliffy SIMMONS	D3	1	Escort RS2000	0:40:08.0		0:40:08.0	1:19.8
3	203	Terry BROWN/Tomos WHITTLE	D5	2	Ford Escort MK 2	0:40:22.4		0:40:22.4	1:34.2
4	212	Shawn RAYNER/Steve DEAR	D3	2	Ford Escort MK 2	0:41:17.8		0:41:17.8	2:29.6
5	209	Gareth LEWIS/Tim HOBBS	D3	3	Ford Escort MK 2	0:42:02.7		0:42:02.7	3:14.5
6	215	Simon WALLIS/Graham WRIDE	B2	1	Ford Lotus Cortina	0:42:26.2		0:42:26.2	3:38.0
7	204	Jonathan BRACE/Tim SAMUEL	D5	3	Ford Escort RS1800	0:42:48.4		0:42:48.4	4:00.2
8	211	Ricky EVANS/Ian BUTCHER	C3	1	Ford Escort	0:43:00.3		0:43:00.3	4:12.1
9	210	Tim PHELPS/Elwyn MANUEL	C3	2	Escort MK1 RS	0:43:07.5		0:43:07.5	4:19.3
10	101	Clive KING/Bob WARD	B1	1	Mini Cooper S	0:43:16.2		0:43:16.2	4:28.0
11	207	Adrian YOUNG/Gwynfor JONES	D3	4	Ford Escort RS2000	0:44:39.8		0:44:39.8	5:51.6
12	213	Ian BEVERIDGE/David HOPKINS	B3	1	Volvo PV544	0:44:43.5		0:44:43.5	5:55.3
13	202	Eric DAVIS/Russell JOSEPH	C1	1	Mini Clubman	0:45:08.3		0:45:08.3	6:20.1
14	104	John BROOKS/Derrick RAMSDALL	B1	2	Mini Cooper	0:45:33.9		0:45:33.9	6:45.7
15	103	Jason THOMPSON/Hugh THOMPSON	C1	2	BL Mini	0:46:24.9		0:46:24.9	7:36.7
16	105	Nigel DUTSON/Matthew DAVIS	C1	3	Mini Clubman 1275GT	0:48:29.3		0:48:29.3	9:41.1
17	216	Ian DOVE/John DOVE	C4	1	Opel TE	0:51:09.3		0:51:09.3	12:21.1
18	217	Nigel ALLCOCK/Tim CURRAN	B4	1	Triumph TR4	0:53:53.2		0:53:53.2	15:05.0

Final Results by Competition Number

No.	Pos	Entrant Driver/Co-driver	Class	Class Posn.	Vehicle	Stage Times	Penalties	Total Time	Diff. Leader
101	10	Clive KING/Bob WARD	B1	1	Mini Cooper S	0:43:16.2		0:43:16.2	4:28.0
102	13	Eric DAVIS/Russell JOSEPH	C1	1	Mini Clubman	0:45:08.3		0:45:08.3	6:20.1
103	15	Jason THOMPSON/Hugh THOMPSON	C1	2	BL Mini	0:46:24.9		0:46:24.9	7:36.7
104	14	John BROOKS/Derrick RAMSDALL	B1	2	Mini Cooper	0:45:33.9		0:45:33.9	6:45.7
105	16	Nigel DUTSON/Matthew DAVIS	C1	3	Mini Clubman 1275GT	0:48:29.3		0:48:29.3	9:41.1
202	1	Phil COLLINS/Nicky GRIST	D5	1	Opel Ascona 400	0:38:48.2		0:38:48.2	
203	3	Terry BROWN/Tomos WHITTLE	D5	2	Ford Escort MK 2	0:40:22.4		0:40:22.4	1:34.2
204	7	Jonathan BRACE/Tim SAMUEL	D5	3	Ford Escort RS1800	0:42:48.4		0:42:48.4	4:00.2
205	2	Stuart CLARKE/Cliffy SIMMONS	D3	1	Escort RS2000	0:40:08.0		0:40:08.0	1:19.8
206		Graham WAITE/Gill COTTON	D3		Opel Ascona	Bottom wishbone - SS5			
207	11	Adrian YOUNG/Gwynfor JONES	D3	4	Ford Escort RS2000	0:44:39.8		0:44:39.8	5:51.6
208		Mal STUART/Tudor JENKINS	D2		Talbot Sunbeam	Stopped - SS1			
209	5	Gareth LEWIS/Tim HOBBS	D3	3	Ford Escort MK 2	0:42:02.7		0:42:02.7	3:14.5
210	9	Tim PHELPS/Elwyn MANUEL	C3	2	Escort MK1 RS	0:43:07.5		0:43:07.5	4:19.3
211	8	Ricky EVANS/Ian BUTCHER	C3	1	Ford Escort	0:43:00.3		0:43:00.3	4:12.1
212	4	Shawn RAYNER/Steve DEAR	D3	2	Ford Escort MK 2	0:41:17.8		0:41:17.8	2:29.6
213	12	Ian BEVERIDGE/David HOPKINS	B3	1	Volvo PV544	0:44:43.5		0:44:43.5	5:55.3
214		Graham THATCHER/Robert JAMES	D1		Hillman Avenger	OTL			
215	6	Simon WALLIS/Graham WRIDE	B2	1	Ford Lotus Cortina	0:42:26.2		0:42:26.2	3:38.0
216	17	Ian DOVE/John DOVE	C4	1	Opel TE	0:51:09.3		0:51:09.3	12:21.1
217	18	Nigel ALLCOCK/Tim CURRAN	B4	1	Triumph TR4	0:53:53.2		0:53:53.2	15:05.0

No.	Driver	Class	SS 1	SS 2	SS 3	SS 4	SS 5	SS 6	Penalties
			Walters Arena 1	Resolven 1	Rheola 1	Walters Arena 2	Resolven 2	Rheola 2	
101	Clive KING	B1	4:26.8	9:15.2	8:00.0	4:22.3	9:19.2	7:52.7	
102	Eric DAVIS	C1	4:41.1	9:49.7	8:20.0	4:35.7	9:28.1	8:13.7	
103	Jason THOMPSON	C1	4:44.8	10:04.4	8:34.4	4:33.7	9:55.7	8:31.9	
104	John BROOKS	B1	4:45.3	9:42.8	8:21.8	4:43.7	9:39.0	8:21.3	
105	Nigel DUTSON	C1	4:53.5	10:26.7	8:57.6	4:46.1	10:25.3	9:00.1	
202	Phil COLLINS	D5	3:58.8	8:09.5	7:12.8	3:59.0	8:16.1	7:12.0	
203	Terry BROWN	D5	4:04.2	8:55.7	7:36.6	4:00.6	8:25.1	7:20.2	
204	Jonathan BRACE	D5	4:07.7	11:25.8	7:31.7	3:59.9	8:21.8	7:21.5	
205	Stuart CLARKE	D3	4:07.0	8:47.2	7:27.4	4:01.4	8:28.9	7:16.1	
206	Graham WAITE	D3	5:55.4	9:13.6	7:52.7	4:18.8	Bottom wishbone - SS5		
207	Adrian YOUNG	D3	4:13.8	8:59.7	10:14.9	4:03.9	9:06.2	8:01.3	
208	Mal STUART	D2	Stopped - SS1						
209	Gareth LEWIS	D3	4:29.7	9:03.6	7:50.0	4:14.5	8:44.4	7:40.5	
210	Tim PHELPS	C3	4:25.5	9:31.8	8:07.0	4:16.5	9:00.7	7:46.0	
211	Ricky EVANS	C3	4:29.8	9:24.2	7:50.8	4:27.7	9:07.5	7:40.3	
212	Shawn RAYNER	D3	4:19.1	8:49.3	7:41.9	4:12.5	8:46.3	7:28.7	
213	Ian BEVERIDGE	B3	4:35.0	9:48.7	8:17.2	4:26.9	9:33.5	8:02.2	
214	Graham THATCHER	D1	5:11.9	10:25.5	8:54.3	OTL			
215	Simon WALLIS	B2	4:33.6	9:14.8	7:42.8	4:21.0	8:54.5	7:39.5	
216	Ian DOVE	C4	4:44.3	10:05.4	8:37.1	4:35.0	10:07.5	13:00.0	
217	Nigel ALLCOCK	B4	5:29.8	11:44.7	10:04.7	5:09.5	11:28.4	9:56.1	

Final Retirements and Exclusions

Listed by Competition Number

3 Retirements and Exclusions

No.	Driver/Co-driver	Class	Vehicle	Stage	Reason
206	Graham WAITE/Gill COTTON	D3	Opel Ascona	5	Bottom wishbone - SS5
208	Mal STUART/Tudor JENKINS	D2	Talbot Sunbeam	1	Stopped - SS1
214	Graham THATCHER/Robert JAMES	D1	Hillman Avenger	4	OTL



Brace's Bakery Neath Valley Historic Stages

Saturday August 14th 2010



Final Ten Best Times on Each Stage

SS 1 Walters Arena 1 Fastest speed 53.02 mph Length 3.52miles			SS 2 Resolven 1 Fastest speed 57.35 mph Length 7.80miles			SS 3 Rheola 1 Fastest speed 51.43 mph Length 6.18miles			SS 4 Walters Arena 2 Fastest speed 52.98 mph Length 3.52miles			SS 5 Resolven 2 Fastest speed 56.59 mph Length 7.80miles		
No.	Driver	Time	No.	Driver	Time	No.	Driver	Time	No.	Driver	Time	No.	Driver	Time
202	Collins	3:58.8	202	Collins	8:09.5	202	Collins	7:12.8	202	Collins	3:59.0	202	Collins	8:16.1
203	Brown	4:04.2	205	Clarke	8:47.2	205	Clarke	7:27.4	204	Brace	3:59.9	204	Brace	8:21.8
205	Clarke	4:07.0	212	Rayner	8:49.3	204	Brace	7:31.7	203	Brown	4:00.6	203	Brown	8:25.1
204	Brace	4:07.7	203	Brown	8:55.7	203	Brown	7:36.6	205	Clarke	4:01.4	205	Clarke	8:28.9
207	Young	4:13.8	207	Young	8:59.7	212	Rayner	7:41.9	207	Young	4:03.9	209	Lewis	8:44.4
212	Rayner	4:19.1	209	Lewis	9:03.6	215	Wallis	7:42.8	212	Rayner	4:12.5	212	Rayner	8:46.3
210	Phelps	4:25.5	206	Waite	9:13.6	209	Lewis	7:50.0	209	Lewis	4:14.5	215	Wallis	8:54.5
101	King	4:26.8	215	Wallis	9:14.8	211	Evans	7:50.8	210	Phelps	4:16.5	210	Phelps	9:00.7
209	Lewis	4:29.7	101	King	9:15.2	206	Waite	7:52.7	206	Waite	4:18.8	207	Young	9:06.2
211	Evans	4:29.8	211	Evans	9:24.2	101	King	8:00.0	215	Wallis	4:21.0	211	Evans	9:07.5
SS 6 Rheola 2 Fastest speed 51.52 mph Length 6.18miles														
No.	Driver	Time												
202	Collins	7:12.0												
205	Clarke	7:16.1												
203	Brown	7:20.2												
204	Brace	7:21.5												
212	Rayner	7:28.7												
215	Wallis	7:39.5												
211	Evans	7:40.3												
209	Lewis	7:40.5												
210	Phelps	7:46.0												
101	King	7:52.7												

Final Leading Positions after Each Stage

SS 1 Walters Arena 1 Gravel Length 3.52miles			SS 2 Resolven 1 Gravel Length 7.80miles			SS 3 Rheola 1 Gravel Length 6.18miles			SS 4 Walters Arena 2 Gravel Length 3.52miles			SS 5 Resolven 2 Gravel Length 7.80miles		
No.	Driver	Total	No.	Driver	Total	No.	Driver	Total	No.	Driver	Total	No.	Driver	Total
202	Collins	0:03:58.8	202	Collins	0:12:08.3	202	Collins	0:19:21.1	202	Collins	0:23:20.1	202	Collins	0:31:36.2
203	Brown	0:04:04.2	205	Clarke	0:12:54.2	205	Clarke	0:20:21.6	205	Clarke	0:24:23.0	205	Clarke	0:32:51.9
205	Clarke	0:04:07.0	203	Brown	0:12:59.9	203	Brown	0:20:36.5	203	Brown	0:24:37.1	203	Brown	0:33:02.2
204	Brace	0:04:07.7	212	Rayner	0:13:08.4	212	Rayner	0:20:50.3	212	Rayner	0:25:02.8	212	Rayner	0:33:49.1
207	Young	0:04:13.8	207	Young	0:13:13.5	209	Lewis	0:21:23.3	209	Lewis	0:25:37.8	209	Lewis	0:34:22.2
212	Rayner	0:04:19.1	209	Lewis	0:13:33.3	215	Wallis	0:21:31.2	215	Wallis	0:25:52.2	215	Wallis	0:34:46.7
210	Phelps	0:04:25.5	101	King	0:13:42.0	101	King	0:21:42.0	101	King	0:26:04.3	211	Evans	0:35:20.0
101	King	0:04:26.8	215	Wallis	0:13:48.4	211	Evans	0:21:44.8	211	Evans	0:26:12.5	210	Phelps	0:35:21.5
209	Lewis	0:04:29.7	211	Evans	0:13:54.0	210	Phelps	0:22:04.3	210	Phelps	0:26:20.8	101	King	0:35:23.5
211	Evans	0:04:29.8	210	Phelps	0:13:57.3	213	Beveridge	0:22:40.9	204	Brace	0:27:05.1	204	Brace	0:35:26.9





Brace's Bakery Neath Valley Historic Stages

Saturday August 14th 2010



Final Leading Positions after Each Stage

SS 6 Rheola 2 Gravel Length 6.18miles		
No.	Driver	Total
202	Collins	0:38:48.2
205	Clarke	0:40:08.0
203	Brown	0:40:22.4
212	Rayner	0:41:17.8
209	Lewis	0:42:02.7
215	Wallis	0:42:26.2
204	Brace	0:42:48.4
211	Evans	0:43:00.3
210	Phelps	0:43:07.5
101	King	0:43:16.2

Final Stage Positions

Total number of fastest times, second fastest times etc.

No.	Driver	1	2	3	4	5	6	7	8	9	10	11	12	13	14	15
202	Phil COLLINS	6	-	-	-	-	-	-	-	-	-	-	-	-	-	-
205	Stuart CLARKE	-	3	1	2	-	-	-	-	-	-	-	-	-	-	-
204	Jonathan BRACE	-	2	1	2	-	-	-	-	-	-	-	-	-	-	-
203	Terry BROWN	-	1	3	2	-	-	-	-	-	-	-	-	-	-	-
212	Shawn RAYNER	-	-	1	-	2	3	-	-	-	-	-	-	-	-	-
207	Adrian YOUNG	-	-	-	-	3	-	-	-	1	-	1	-	-	-	-
209	Gareth LEWIS	-	-	-	-	1	1	2	1	1	-	-	-	-	-	-
215	Simon WALLIS	-	-	-	-	-	2	1	1	-	1	1	-	-	-	-
210	Tim PHELPS	-	-	-	-	-	-	1	2	1	-	2	-	-	-	-
211	Ricky EVANS	-	-	-	-	-	-	1	1	-	3	-	-	1	-	-
206	Graham WAITE	-	-	-	-	-	-	1	-	2	-	-	-	-	-	-
101	Clive KING	-	-	-	-	-	-	-	1	1	2	2	-	-	-	-
213	Ian BEVERIDGE	-	-	-	-	-	-	-	-	-	-	-	4	2	-	-
102	Eric DAVIS	-	-	-	-	-	-	-	-	-	-	-	1	3	1	-
104	John BROOKS	-	-	-	-	-	-	-	-	-	-	-	1	-	3	-
103	Jason THOMPSON	-	-	-	-	-	-	-	-	-	-	-	-	-	1	5
216	Ian DOVE	-	-	-	-	-	-	-	-	-	-	-	-	-	1	1

Note: where more than one competitor has the same stage time, they are all credited with the same stage position.





Brace's Bakery Neath Valley Historic Stages

Saturday August 14th 2010

Final Time Chart



Competitors in order of time taken on each stage

Posn	Stage					
	1	2	3	4	5	6
1	202	202	202	202	202	202
2	203	205	205	204	204	205
3	205	212	204	203	203	203
4	204	203	203	205	205	204
5	207	207	212	207	209	212
6	212	209	215	212	212	215
7	210	206	209	209	215	211
8	101	215	211	210	210	209
9	209	101	206	206	207	210
10	211	211	101	215	211	101
11	215	210	210	101	101	207
12	213	104	213	213	102	213
13	102	213	102	211	213	102
14	216	102	104	103	104	104
15	103	103	103	216	103	103
16	104	216	216	102	216	105
17	105	214	214	104	105	217
18	214	105	105	105	217	216
19	217	204	217	217		
20	206	217	207			

Final Stage Chart

Cumulative positions after each stage (including all additional penalties)

Posn	Stage					
	1	2	3	4	5	6
1	202	202	202	202	202	202
2	203	205	205	205	205	205
3	205	203	203	203	203	203
4	204	212	212	212	212	212
5	207	207	209	209	209	209
6	212	209	215	215	215	215
7	210	101	101	101	211	204
8	101	215	211	211	210	211
9	209	211	210	210	101	210
10	211	210	213	204	204	101
11	215	213	104	213	207	207
12	213	104	102	206	213	213
13	102	102	206	102	102	102
14	216	103	204	207	104	104
15	103	216	103	104	103	103
16	104	206	216	103	216	105
17	105	105	207	216	105	216
18	214	204	105	105	217	217
19	217	214	214	217		
20	206	217	217			





Brace's Bakery Neath Valley Stages Trophy Rally

Saturday August 14th 2010

Final Award Winners



Pos	No.	Driver/Co-Driver	Class	Vehicle	Total Time	Diff. Leader	Overall Pos
Overall Awards							
1	1	TOM CAVE/CHRIS RIDGE	T	Subaru IMPREZA	0:18:36.5		1

Final Results

Pos	No.	Driver/Co-driver	Class	Class Posn.	Vehicle	Stage Times	Penalties	Total Time	Diff. Leader
1	1	TOM CAVE/CHRIS RIDGE	T	1	Subaru IMPREZA	0:18:36.5		0:18:36.5	
2	208	Mal STUART/Tudor JENKINS	T	2	Talbot Sunbeam	0:20:53.2		0:20:53.2	2:16.7
3	214	Graham THATCHER/Robert DAVIES	T	3	Hillman Avenger	0:23:15.4		0:23:15.4	4:38.9

Final Results by Competition Number

No.	Pos	Entrant Driver/Co-driver	Class	Class Posn.	Vehicle	Stage Times	Penalties	Total Time	Diff. Leader
208	2	Mal STUART/Tudor JENKINS	T	2	Talbot Sunbeam	0:20:53.2		0:20:53.2	2:16.7
214	3	Graham THATCHER/Robert DAVIES	T	3	Hillman Avenger	0:23:15.4		0:23:15.4	4:38.9
1	1	TOM CAVE/CHRIS RIDGE	T	1	Subaru IMPREZA	0:18:36.5		0:18:36.5	

Final Stage Times

No.	Driver	Class	SS 4	SS 5	SS 6	Penalties
			Walters Arena 2	Resolven 2	Rheola 2	
208	Mal STUART	T	4:15.6	8:53.0	7:44.6	
214	Graham THATCHER	T	4:48.0	9:58.1	8:29.3	
1	TOM CAVE	T	3:51.0	7:56.0	6:49.5	