

# Roger Albert Clark Rally

16th-19th November 2007

Final Award Winners



| Pos  | No. | Driver/Co-Driver                 | Class | Vehicle                | Total Time | Diff. Leader | Overall Pos |
|--|-----|----------------------------------|-------|------------------------|------------|--------------|-------------|
| <b>Overall Awards</b>                        |     |                                  |       |                        |            |              |             |
| 1  | 5   | Steve BANNISTER/Kevin RAE        | D5    | Ford Escort            | 3:10:13    |              | 1           |
| 2  | 1   | Jimmy McRAE/Andy RICHARDSON      | D5    | Ford Escort RS1800     | 3:12:15    | 2:02         | 2           |
| 3  | 2   | Jeremy EASSON/Alun COOK          | C5    | Ford Escort RS2000 16v | 3:14:29    | 4:16         | 3           |
| <b>Award - Overall - Historic category 1</b> |     |                                  |       |                        |            |              |             |
| 1  | 42  | Bob BEAN/Malcolm SMITHSON        | B4    | Ford Lotus Cortina     | 3:35:56    |              | 14          |
| <b>Award - Overall - Historic Category 2</b> |     |                                  |       |                        |            |              |             |
| 1  | 6   | Andrew HADDON/Mark CRISP         | C4    | Porsche 911            | 3:17:36    |              | 5           |
| <b>Award - Overall - Historic Category 3</b> |     |                                  |       |                        |            |              |             |
| 1  | 7   | Martin McCORMACK/Phil CLARKE     | D5    | Ford Escort RS1800     | 3:14:47    |              | 4           |
| <b>Class B1</b>                              |     |                                  |       |                        |            |              |             |
| 1  | 43  | Jim VALENTINE/Julian STOCKS      | B1    | Saab 96 2 stroke       | 4:43:53    |              | 25          |
| <b>Class B4</b>                              |     |                                  |       |                        |            |              |             |
|  |     | No finisher eligible             |       |                        |            |              |             |
| <b>Class B5</b>                              |     |                                  |       |                        |            |              |             |
| 1  | 41  | Geoff STEWART/Bill STEVENSON     | B5    | Porsche 911            | 3:58:04    |              | 22          |
| <b>Class C1</b>                              |     |                                  |       |                        |            |              |             |
| 1  | 31  | Steve GRAHAM/Tony GRAHAM         | C1    | Lancia Fulvia          | 4:43:09    |              | 24          |
| <b>Class C2</b>                              |     |                                  |       |                        |            |              |             |
| 1  | 20  | Ken FORSTER/John STANGER-LEATHES | C2    | Ford Escort Mexico     | 3:30:30    |              | 12          |
| 2  | 21  | Derek BELBIN/Michael DAVISON     | C2    | Ford Escort Mexico Mk1 | 3:49:30    | 19:00        | 18          |
| <b>Class C3</b>                              |     |                                  |       |                        |            |              |             |
| 1  | 32  | Andrew SIDDAL/Colin THOMPSON     | C3    | Ford Escort            | 3:42:32    |              | 17          |
| 2  | 27  | Neil RUDD/Brian HODGSON          | C3    | Ford Escort Twin Cam   | 3:56:09    | 13:37        | 20          |
| <b>Class C4</b>                              |     |                                  |       |                        |            |              |             |
|  |     | No finisher eligible             |       |                        |            |              |             |
| <b>Class C5</b>                              |     |                                  |       |                        |            |              |             |
| 1  | 3   | David STOKES/Guy WEAVER          | C5    | Ford Escort RS1600     | 3:18:14    |              | 6           |
| 2  | 17  | Graham SAMUEL/Tony PHILLIPS      | C5    | Ford Escort RS2000     | 3:35:10    | 16:56        | 13          |
| <b>Class D3</b>                              |     |                                  |       |                        |            |              |             |
| 1  | 23  | Will ONIONS/Tim HOBBS            | D3    | Ford Escort RS2000     | 3:28:34    |              | 11          |
| 2  | 26  | Adrian YOUNG/Den GOLDING         | D3    | Ford Escort RS2000     | 3:57:32    | 28:58        | 21          |
| <b>Class D5</b>                              |     |                                  |       |                        |            |              |             |
| 1  | 15  | Charlie TAYLOR/Steve BIELBY      | D5    | Ford Escort RS1800     | 3:21:30    |              | 7           |
| 2  | 14  | Phil SQUIRES/Mick SQUIRES        | D5    | Ford Escort RS1800     | 3:21:43    | 0:13         | 8           |
| 3  | 9   | Paul GRIFFITHS/Jon MADOC-JONES   | D5    | Ford Escort            | 3:22:10    | 0:40         | 9           |
| <b>Award - Spirit of the Rally</b>           |     |                                  |       |                        |            |              |             |
| 1  | 31  | Steve GRAHAM/Tony GRAHAM         | C1    | Lancia Fulvia          | 4:43:09    |              | 24          |



# Roger Albert Clark Rally

16th-19th November 2007

Final Award Winners



| Pos               | No. | Driver/Co-Driver             | Class | Vehicle            | Total Time | Diff. Leader | Overall Pos |
|-------------------|-----|------------------------------|-------|--------------------|------------|--------------|-------------|
| <b>Team Award</b> |     |                              |       |                    |            |              |             |
| 1                 |     | <b>Cheeky Boys</b>           |       |                    | 6:36:17    |              |             |
|                   | 7   | Martin McCORMACK/Phil CLARKE | D5    | Ford Escort RS1800 | 3:14:47    |              | 4           |
|                   | 14  | Phil SQUIRES/Mick SQUIRES    | D5    | Ford Escort RS1800 | 3:21:43    |              | 8           |
|                   | 15  | Charlie TAYLOR/Steve BIELBY  | D5    | Ford Escort RS1800 | 3:21:30    |              | 7           |





# Roger Albert Clark Rally

16th-19th November 2007

## Final Results



| Pos | No. | Driver/Co-driver                 | Class | Class<br>Posn. | Vehicle                | Stage<br>Times | Penalties | Total<br>Time | Diff.<br>Leader |
|-----|-----|----------------------------------|-------|----------------|------------------------|----------------|-----------|---------------|-----------------|
| 1   | 5   | Steve BANNISTER/Kevin RAE        | D5    | 1              | Ford Escort            | 3:10:13        |           | 3:10:13       |                 |
| 2   | 1   | Jimmy McRAE/Andy RICHARDSON      | D5    | 2              | Ford Escort RS1800     | 3:12:15        |           | 3:12:15       | 2:02            |
| 3   | 2   | Jeremy EASSON/Alun COOK          | C5    | 1              | Ford Escort RS2000 16v | 3:14:29        |           | 3:14:29       | 4:16            |
| 4   | 7   | Martin McCORMACK/Phil CLARKE     | D5    | 3              | Ford Escort RS1800     | 3:14:47        |           | 3:14:47       | 4:34            |
| 5   | 6   | Andrew HADDON/Mark CRISP         | C4    | 1              | Porsche 911            | 3:17:36        |           | 3:17:36       | 7:23            |
| 6   | 3   | David STOKES/Guy WEAVER          | C5    | 2              | Ford Escort RS1600     | 3:18:14        |           | 3:18:14       | 8:01            |
| 7   | 15  | Charlie TAYLOR/Steve BIELBY      | D5    | 4              | Ford Escort RS1800     | 3:21:30        |           | 3:21:30       | 11:17           |
| 8   | 14  | Phil SQUIRES/Mick SQUIRES        | D5    | 5              | Ford Escort RS1800     | 3:21:43        |           | 3:21:43       | 11:30           |
| 9   | 9   | Paul GRIFFITHS/Jon MADOC-JONES   | D5    | 6              | Ford Escort            | 3:22:10        |           | 3:22:10       | 11:57           |
| 10  | 16  | Geoff CRABTREE/Ian OAKY          | D5    | 7              | Ford Escort RS1800     | 3:24:43        |           | 3:24:43       | 14:30           |
| 11  | 23  | Will ONIONS/Tim HOBBS            | D3    | 1              | Ford Escort RS2000     | 3:28:34        |           | 3:28:34       | 18:21           |
| 12  | 20  | Ken FORSTER/John STANGER-LEATHES | C2    | 1              | Ford Escort Mexico     | 3:30:30        |           | 3:30:30       | 20:17           |
| 13  | 17  | Graham SAMUEL/Tony PHILLIPS      | C5    | 3              | Ford Escort RS2000     | 3:35:10        |           | 3:35:10       | 24:57           |
| 14  | 42  | Bob BEAN/Malcolm SMITHSON        | B4    | 1              | Ford Lotus Cortina     | 3:35:56        |           | 3:35:56       | 25:43           |
| 15  | 22  | Ian RIX/Daniel STONE             | C5    | 4              | Ford Escort RS1600     | 3:38:19        |           | 3:38:19       | 28:06           |
| 16  | 25  | Keith CORNELL/Graham WRIDE       | C5    | 5              | Ford Escort            | 3:41:15        |           | 3:41:15       | 31:02           |
| 17  | 32  | Andrew SIDDAL/Colin THOMPSON     | C3    | 1              | Ford Escort            | 3:42:32        |           | 3:42:32       | 32:19           |
| 18  | 21  | Derek BELBIN/Michael DAVISON     | C2    | 2              | Ford Escort Mexico Mk1 | 3:49:30        |           | 3:49:30       | 39:17           |
| 19  | 35  | Darren YARNEY/Stephen RICHARDS   | C2    | 3              | Hillman Avenger        | 3:52:12        |           | 3:52:12       | 41:59           |
| 20  | 27  | Neil RUDD/Brian HODGSON          | C3    | 2              | Ford Escort Twin Cam   | 3:56:09        |           | 3:56:09       | 45:56           |
| 21  | 26  | Adrian YOUNG/Den GOLDING         | D3    | 2              | Ford Escort RS2000     | 3:57:32        |           | 3:57:32       | 47:19           |
| 22  | 41  | Geoff STEWART/Bill STEVENSON     | B5    | 1              | Porsche 911            | 3:58:04        |           | 3:58:04       | 47:51           |
| 23  | 28  | Simon TYSOE/Rob DYSON            | D5    | 8              | Ford Escort RS1800     | 4:15:03        |           | 4:15:03       | 64:50           |
| 24  | 31  | Steve GRAHAM/Tony GRAHAM         | C1    | 1              | Lancia Fulvia          | 4:43:09        |           | 4:43:09       | 92:56           |
| 25  | 43  | Jim VALENTINE/Julian STOCKS      | B1    | 1              | Saab 96 2 stroke       | 4:43:53        |           | 4:43:53       | 93:40           |
| 26  | 8   | John WORTHING/Bill ROBERTSON     | C2    | 4              | Ford Escort Mk1 Mexico | 4:50:20        |           | 4:50:20       | 100:07          |
| 27  | 30  | Roger KILTY/Lynette BANKS        | D5    | 9              | Vauxhall Chevette HSR  | 5:27:16        |           | 5:27:16       | 137:03          |



# Roger Albert Clark Rally

16th-19th November 2007

## Final Results by Competition Number



| No. | Pos | Entrant<br>Driver/Co-driver  | Class | Class<br>Posn. | Vehicle                 | Stage<br>Times       | Penalties | Total<br>Time | Diff.<br>Leader |
|-----|-----|--|-------|----------------|-------------------------|----------------------|-----------|---------------|-----------------|
| 1   | 2   | <b>Eddie Stobart Motorsport</b><br>Jimmy McRAE/Andy RICHARDSON     | D5    | 2              | Ford Escort RS1800      | 3:12:15              |           | 3:12:15       | 2:02            |
| 2   | 3   | Jeremy EASSON/Alun COOK  | C5    | 1              | Ford Escort RS2000 16v  | 3:14:29              |           | 3:14:29       | 4:16            |
| 3   | 6   | <b>Ashmores Press Brake Tooling Ltd</b><br>David STOKES/Guy WEAVER | C5    | 2              | Ford Escort RS1600      | 3:18:14              |           | 3:18:14       | 8:01            |
| 4   |     | <b>VK Vodka Kick</b><br>Steve PEREZ/Stewart MERRY                  | C5    |                | Lancia Stratos          | Engine after SS4     |           |               |                 |
| 5   | 1   | <b>VK Vodka Kick</b><br>Steve BANNISTER/Kevin RAE                  | D5    | 1              | Ford Escort             | 3:10:13              |           | 3:10:13       |                 |
| 6   | 5   | Andrew HADDON/Mark CRISP   | C4    | 1              | Porsche 911             | 3:17:36              |           | 3:17:36       | 7:23            |
| 7   | 4   | Martin McCORMACK/Phil CLARKE                                       | D5    | 3              | Ford Escort RS1800      | 3:14:47              |           | 3:14:47       | 4:34            |
| 8   | 26  | John WORTHING/Bill ROBERTSON                                       | C2    | 4              | Ford Escort Mk1 Mexico  | 4:50:20              |           | 4:50:20       | 100:07          |
| 9   | 9   | Paul GRIFFITHS/Jon MADOC-JONES                                     | D5    | 6              | Ford Escort             | 3:22:10              |           | 3:22:10       | 11:57           |
| 10  |     | Craig SALTER/Preston AYRES   | C5    |                | Ford Escort RS1600      | Went off SS24 finish |           |               |                 |
| 11  |     | Tim MASON/Graham WILD  | C4    |                | Porsche 911             | Alternator after SS9 |           |               |                 |
| 12  |     | Martin HEALER/Peter THOMAS   | D5    |                | Ford Escort Mk2 BDA     | Gearbox after SS26   |           |               |                 |
| 14  | 8   | Phil SQUIRES/Mick SQUIRES  | D5    | 5              | Ford Escort RS1800      | 3:21:43              |           | 3:21:43       | 11:30           |
| 15  | 7   | Charlie TAYLOR/Steve BIELBY  | D5    | 4              | Ford Escort RS1800      | 3:21:30              |           | 3:21:30       | 11:17           |
| 16  | 10  | Geoff CRABTREE/Ian OAKEY   | D5    | 7              | Ford Escort RS1800      | 3:24:43              |           | 3:24:43       | 14:30           |
| 17  | 13  | Graham SAMUEL/Tony PHILLIPS  | C5    | 3              | Ford Escort RS2000      | 3:35:10              |           | 3:35:10       | 24:57           |
| 20  | 12  | Ken FORSTER/John STANGER-LEATHES                                   | C2    | 1              | Ford Escort Mexico      | 3:30:30              |           | 3:30:30       | 20:17           |
| 21  | 18  | <b>F&amp;R Belbin Ltd</b><br>Derek BELBIN/Michael DAVISON          | C2    | 2              | Ford Escort Mexico Mk1  | 3:49:30              |           | 3:49:30       | 39:17           |
| 22  | 15  | Ian RIX/Daniel STONE   | C5    | 4              | Ford Escort RS1600      | 3:38:19              |           | 3:38:19       | 28:06           |
| 23  | 11  | Will ONIONS/Tim HOBBS  | D3    | 1              | Ford Escort RS2000      | 3:28:34              |           | 3:28:34       | 18:21           |
| 24  |     | Tim JONES/Don JAMES  | C3    |                | Ford Escort Mk1 RS 1600 | Retired              |           |               |                 |
| 25  | 16  | Keith CORNELL/Graham WRIDE   | C5    | 5              | Ford Escort             | 3:41:15              |           | 3:41:15       | 31:02           |
| 26  | 21  | Adrian YOUNG/Den GOLDING   | D3    | 2              | Ford Escort RS2000      | 3:57:32              |           | 3:57:32       | 47:19           |
| 27  | 20  | Neil RUDD/Brian HODGSON  | C3    | 2              | Ford Escort Twin Cam    | 3:56:09              |           | 3:56:09       | 45:56           |
| 28  | 23  | Simon TYSOE/Rob DYSON  | D5    | 8              | Ford Escort RS1800      | 4:15:03              |           | 4:15:03       | 64:50           |
| 30  | 27  | Roger KILTY/Lynette BANKS  | D5    | 9              | Vauxhall Chevette HSR   | 5:27:16              |           | 5:27:16       | 137:03          |
| 31  | 24  | Steve GRAHAM/Tony GRAHAM   | C1    | 1              | Lancia Fulvia           | 4:43:09              |           | 4:43:09       | 92:56           |
| 32  | 17  | <b>XS Racing</b><br>Andrew SIDDAL/Colin THOMPSON                   | C3    | 1              | Ford Escort             | 3:42:32              |           | 3:42:32       | 32:19           |
| 33  |     | Richard EGGER/Pat EGGER  | C3    |                | Ford Escort Mk1         | Ignition problems    |           |               |                 |
| 34  |     | Roger PLATT/Peter GILBERT  | C2    |                | Renault Alpine A110     | Drive shaft SS1      |           |               |                 |
| 35  | 19  | Darren YARNEY/Stephen RICHARDS                                     | C2    | 3              | Hillman Avenger         | 3:52:12              |           | 3:52:12       | 41:59           |
| 41  | 22  | Geoff STEWART/Bill STEVENSON                                       | B5    | 1              | Porsche 911             | 3:58:04              |           | 3:58:04       | 47:51           |
| 42  | 14  | Bob BEAN/Malcolm SMITHSON  | B4    | 1              | Ford Lotus Cortina      | 3:35:56              |           | 3:35:56       | 25:43           |
| 43  | 25  | Jim VALENTINE/Julian STOCKS  | B1    | 1              | Saab 96 2 stroke        | 4:43:53              |           | 4:43:53       | 93:40           |



# Roger Albert Clark Rally

16th-19th November 2007

## Final Stage Times



| No. | Driver           | Class | SS 1            | SS 2          | SS 3       | SS 4    | SS 5             | SS 6       | SS 7    | SS 8       | SS 9                 | SS 10       |  |
|-----|------------------|-------|-----------------|---------------|------------|---------|------------------|------------|---------|------------|----------------------|-------------|--|
|     |                  |       | Temple Newm.1   | Temple Newm.2 | Flainsey 1 | Dalby 1 | Langdale 1       | Flainsey 2 | Dalby 2 | Langdale 2 | Greystoke 1          | Greystoke 2 |  |
| 1   | Jimmy McRAE      | D5    | 2:23            | 2:15          | 5:25       | 9:14    | 7:39             | 5:15       | 9:18    | 7:33       | 8:59                 | 8:54        |  |
| 2   | Jeremy EASSON    | C5    | 2:19            | 2:16          | 5:27       | 9:15    | 7:41             | 5:19       | 9:19    | 7:56       | 8:49                 | 8:48        |  |
| 3   | David STOKES     | C5    | 2:18            | 2:12          | 5:28       | 9:37    | 7:49             | 5:22       | 9:33    | 7:50       | 9:30                 | 9:14        |  |
| 4   | Steve PEREZ      | C5    | 2:29            | 2:19          | 6:01       | 10:44   | Engine after SS4 |            |         |            |                      |             |  |
| 5   | Steve BANNISTER  | D5    | 2:18            | 2:19          | 5:14       | 9:07    | 7:33             | 5:09       | 9:12    | 7:29       | 9:06                 | 9:04        |  |
| 6   | Andrew HADDON    | C4    | 2:18            | 2:18          | 5:28       | 9:24    | 7:45             | 5:22       | 9:17    | 7:33       | 9:30                 | 9:11        |  |
| 7   | Martin McCORMACK | D5    | 2:18            | 2:13          | 5:27       | 9:27    | 7:52             | 5:18       | 8:59    | 7:27       | 15:00                | 8:41        |  |
| 8   | John WORTHING    | C2    | 2:23            | 2:36          | 5:45       | 9:58    | 14:38            | 5:46       | 9:57    | 8:19       | 9:46                 | 9:52        |  |
| 9   | Paul GRIFFITHS   | D5    | 2:24            | 2:18          | 5:30       | 9:30    | 7:46             | 5:20       | 9:24    | 7:43       | 9:27                 | 9:23        |  |
| 10  | Craig SALTER     | C5    | 2:27            | 2:22          | 5:55       | 10:05   | 8:18             | 5:49       | 9:57    | 8:23       | 9:51                 | 9:59        |  |
| 11  | Tim MASON        | C4    | 2:22            | 2:19          | 5:37       | 9:33    | 8:03             | 5:32       | 9:35    | 7:29       | Alternator after SS9 |             |  |
| 12  | Martin HEALER    | D5    | 2:27            | 2:27          | 5:57       | 10:31   | 8:48             | 5:53       | 10:20   | 8:18       | 9:52                 | 10:05       |  |
| 14  | Phil SQUIRES     | D5    | 2:20            | 2:17          | 5:40       | 9:45    | 7:52             | 5:36       | 9:36    | 7:50       | 9:14                 | 9:16        |  |
| 15  | Charlie TAYLOR   | D5    | 2:18            | 2:16          | 5:38       | 9:37    | 7:55             | 5:39       | 9:40    | 7:54       | 9:17                 | 9:16        |  |
| 16  | Geoff CRABTREE   | D5    | 2:35            | 2:25          | 5:44       | 9:52    | 8:05             | 5:36       | 9:37    | 7:52       | 9:33                 | 9:29        |  |
| 17  | Graham SAMUEL    | C5    | 2:32            | 2:25          | 6:02       | 10:07   | 8:18             | 5:49       | 9:58    | 8:10       | 9:36                 | 9:32        |  |
| 20  | Ken FORSTER      | C2    | 2:22            | 2:20          | 5:54       | 10:12   | 8:17             | 5:50       | 10:01   | 8:07       | 9:41                 | 9:38        |  |
| 21  | Derek BELBIN     | C2    | 2:30            | 2:25          | 6:00       | 10:17   | 8:23             | 5:54       | 17:49   | 8:30       | 9:46                 | 9:37        |  |
| 22  | Ian RIX          | C5    | 2:24            | 2:23          | 6:01       | 10:27   | 8:29             | 5:57       | 10:11   | 8:18       | 9:59                 | 10:06       |  |
| 23  | Will ONIONS      | D3    | 2:37            | 2:25          | 5:43       | 10:02   | 8:15             | 5:43       | 10:05   | 8:12       | 9:43                 | 9:39        |  |
| 24  | Tim JONES        | C3    | 2:22            | 2:18          | 5:48       | Retired |                  |            |         |            |                      |             |  |
| 25  | Keith CORNELL    | C5    | 2:28            | 2:24          | 6:12       | 10:31   | 8:45             | 6:12       | 10:38   | 8:37       | 9:55                 | 9:47        |  |
| 26  | Adrian YOUNG     | D3    | 2:26            | 2:21          | 6:04       | 10:08   | 8:24             | 5:59       | 10:06   | 8:20       | 19:43                | 19:39       |  |
| 27  | Neil RUDD        | C3    | 2:36            | 2:32          | 6:33       | 11:01   | 9:10             | 6:20       | 11:00   | 8:58       | 11:54                | 11:06       |  |
| 28  | Simon TYSOE      | D5    | 2:20            | 2:19          | 5:44       | 9:50    | 8:01             | 5:42       | 9:40    | 7:50       | 9:31                 | 9:29        |  |
| 30  | Roger KILTY      | D5    | 12:18           | 12:13         | 15:14      | 19:07   | 17:33            | 15:09      | 18:59   | 17:27      | 18:59                | 18:41       |  |
| 31  | Steve GRAHAM     | C1    | 2:40            | 2:40          | 7:05       | 18:00   | 9:58             | 7:10       | 12:03   | 15:00      | 12:08                | 11:51       |  |
| 32  | Andrew SIDDAL    | C3    | 2:25            | 2:37          | 5:52       | 10:24   | 8:27             | 5:41       | 10:03   | 8:27       | 9:53                 | 9:58        |  |
| 33  | Richard EGGER    | C3    | 2:42            | 4:30          | 6:55       | 11:36   | 10:12            | 15:41      | 20:03   | 18:27      | 19:53                | 19:58       |  |
| 34  | Roger PLATT      | C2    | Drive shaft SS1 |               |            |         |                  |            |         |            |                      |             |  |
| 35  | Darren YARNEY    | C2    | 2:46            | 2:36          | 6:33       | 11:09   | 9:19             | 6:33       | 10:59   | 9:07       | 10:06                | 10:31       |  |
| 41  | Geoff STEWART    | B5    | 2:35            | 2:26          | 6:13       | 10:17   | 8:30             | 6:04       | 10:42   | 8:41       | 11:01                | 10:58       |  |
| 42  | Bob BEAN         | B4    | 2:28            | 2:21          | 5:47       | 10:05   | 8:16             | 6:09       | 10:33   | 8:42       | 9:57                 | 9:59        |  |
| 43  | Jim VALENTINE    | B1    | 2:56            | 2:52          | 7:20       | 12:45   | 10:16            | 7:19       | 13:26   | 10:47      | 13:12                | 13:09       |  |

| No. | Driver           | Class | SS 11                | SS 12       | SS 13 | SS 14       | SS 15      | SS 16         | SS 17      | SS 18      | SS 19      | SS 20         |
|-----|------------------|-------|----------------------|-------------|-------|-------------|------------|---------------|------------|------------|------------|---------------|
|     |                  |       | Ae 1                 | Heathhall 1 | Ae 2  | Heathhall 2 | Twiglees 1 | Castle O'er 1 | Ash Park 1 | Kershope 1 | Twiglees 2 | Castle O'er 2 |
| 1   | Jimmy McRAE      | D5    | 7:51                 | 1:08        | 7:53  | 1:08        | 9:05       | 5:20          | 5:16       | 9:16       | 9:48       | 5:49          |
| 2   | Jeremy EASSON    | C5    | 8:15                 | 1:10        | 8:01  | 1:10        | 9:26       | 5:37          | 5:30       | 9:43       | 9:54       | 5:55          |
| 3   | David STOKES     | C5    | 8:21                 | 1:09        | 8:08  | 1:09        | 9:31       | 5:33          | 5:26       | 9:37       | 10:21      | 6:10          |
| 4   | Steve PEREZ      | C5    | Engine after SS4     |             |       |             |            |               |            |            |            |               |
| 5   | Steve BANNISTER  | D5    | 7:46                 | 1:06        | 7:50  | 1:08        | 9:24       | 5:21          | 5:17       | 9:30       | 9:37       | 5:49          |
| 6   | Andrew HADDON    | C4    | 8:14                 | 1:10        | 9:00  | 1:08        | 9:33       | 5:43          | 5:33       | 9:39       | 10:15      | 6:11          |
| 7   | Martin McCORMACK | D5    | 7:50                 | 1:12        | 7:47  | 1:08        | 9:19       | 5:20          | 5:12       | 9:13       | 9:47       | 5:40          |
| 8   | John WORTHING    | C2    | 9:06                 | 1:16        | 8:53  | 1:14        | 12:43      | 16:00         | 15:04      | 20:12      | 21:18      | 16:38         |
| 9   | Paul GRIFFITHS   | D5    | 8:16                 | 1:11        | 8:05  | 1:11        | 9:23       | 5:31          | 5:25       | 9:32       | 10:07      | 5:49          |
| 10  | Craig SALTER     | C5    | 9:15                 | 1:15        | 8:56  | 1:15        | 10:44      | 6:15          | 6:02       | 10:39      | 10:59      | 6:34          |
| 11  | Tim MASON        | C4    | Alternator after SS9 |             |       |             |            |               |            |            |            |               |
| 12  | Martin HEALER    | D5    | 9:08                 | 1:16        | 8:52  | 1:21        | 10:33      | 6:10          | 6:08       | 10:25      | 11:16      | 6:42          |
| 14  | Phil SQUIRES     | D5    | 8:32                 | 1:10        | 8:19  | 1:11        | 9:47       | 5:49          | 5:35       | 9:52       | 10:34      | 6:11          |
| 15  | Charlie TAYLOR   | D5    | 8:21                 | 1:09        | 8:21  | 1:10        | 9:48       | 5:52          | 5:36       | 9:56       | 10:16      | 6:10          |
| 16  | Geoff CRABTREE   | D5    | 8:56                 | 1:14        | 8:31  | 1:14        | 10:04      | 5:48          | 5:41       | 9:58       | 10:34      | 6:11          |
| 17  | Graham SAMUEL    | C5    | 9:14                 | 1:16        | 8:42  | 1:15        | 10:13      | 6:07          | 6:09       | 10:25      | 11:04      | 6:28          |
| 20  | Ken FORSTER      | C2    | 9:04                 | 1:13        | 8:37  | 1:15        | 10:16      | 6:00          | 6:04       | 10:12      | 11:18      | 6:40          |
| 21  | Derek BELBIN     | C2    | 9:20                 | 1:14        | 9:09  | 1:14        | 10:41      | 6:14          | 6:10       | 10:42      | 11:24      | 6:38          |
| 22  | Ian RIX          | C5    | 9:18                 | 1:18        | 9:14  | 1:15        | 10:34      | 6:20          | 6:10       | 11:02      | 11:30      | 7:00          |
| 23  | Will ONIONS      | D3    | 8:51                 | 1:14        | 8:35  | 1:13        | 10:05      | 5:58          | 5:50       | 10:10      | 10:43      | 6:17          |
| 24  | Tim JONES        | C3    | Retired              |             |       |             |            |               |            |            |            |               |
| 25  | Keith CORNELL    | C5    | 9:40                 | 1:19        | 9:36  | 1:20        | 10:46      | 6:24          | 6:15       | 10:54      | 11:18      | 6:42          |
| 26  | Adrian YOUNG     | D3    | 9:02                 | 1:12        | 9:12  | 1:16        | 10:38      | 6:16          | 6:26       | 11:08      | 11:47      | 6:48          |
| 27  | Neil RUDD        | C3    | 9:42                 | 1:18        | 9:18  | 1:17        | 11:05      | 6:34          | 6:24       | 11:41      | 12:36      | 7:24          |
| 28  | Simon TYSOE      | D5    | 8:37                 | 1:12        | 8:10  | 1:10        | 9:44       | 5:43          | 10:00      | 19:13      | 19:37      | 15:40         |
| 30  | Roger KILTY      | D5    | 9:23                 | 1:17        | 9:09  | 1:14        | 16:21      | 6:08          | 6:16       | 16:11      | 11:04      | 6:34          |
| 31  | Steve GRAHAM     | C1    | 11:04                | 1:24        | 10:37 | 1:25        | 18:00      | 7:22          | 7:44       | 13:24      | 14:33      | 8:25          |
| 32  | Andrew SIDDAL    | C3    | 9:00                 | 1:16        | 8:50  | 1:13        | 10:12      | 6:02          | 5:58       | 16:32      | 11:34      | 6:50          |
| 33  | Richard EGGER    | C3    | Ignition problems    |             |       |             |            |               |            |            |            |               |
| 34  | Roger PLATT      | C2    | Drive shaft SS1      |             |       |             |            |               |            |            |            |               |
| 35  | Darren YARNEY    | C2    | 9:59                 | 1:20        | 9:41  | 1:20        | 11:02      | 6:36          | 6:34       | 11:38      | 12:00      | 7:15          |
| 41  | Geoff STEWART    | B5    | 9:34                 | 1:16        | 9:32  | 1:18        | 18:00      | 6:29          | 6:10       | 10:53      | 12:25      | 7:10          |
| 42  | Bob BEAN         | B4    | 8:57                 | 1:16        | 9:15  | 1:15        | 10:17      | 6:08          | 5:54       | 10:18      | 11:22      | 6:27          |
| 43  | Jim VALENTINE    | B1    | 12:18                | 1:27        | 11:45 | 1:27        | 13:21      | 7:58          | 7:50       | 13:43      | 15:03      | 12:00         |



# Roger Albert Clark Rally

16th-19th November 2007

## Final Stage Times



| No. | Driver           | Class | SS 21                | SS 22      | SS 23       | SS 24        | SS 25                | SS 26              | SS 27        | SS 28       | Penalties |  |
|-----|------------------|-------|----------------------|------------|-------------|--------------|----------------------|--------------------|--------------|-------------|-----------|--|
|     |                  |       | Ash Park 2           | Kershope 2 | Hopehouse 1 | Broomylinn 1 | Roughside 1          | Hopehouse 2        | Broomylinn 2 | Roughside 2 |           |  |
| 1   | Jimmy McRAE      | D5    | 5:27                 | 9:41       | 6:20        | 9:28         | 7:49                 | 6:14               | 9:29         | 8:18        |           |  |
| 2   | Jeremy EASSON    | C5    | 5:43                 | 9:49       | 6:47        | 9:59         | 7:20                 | 6:20               | 9:37         | 7:04        |           |  |
| 3   | David STOKES     | C5    | 5:46                 | 10:20      | 6:44        | 10:01        | 7:25                 | 6:27               | 10:00        | 7:13        |           |  |
| 4   | Steve PEREZ      | C5    | Engine after SS4     |            |             |              |                      |                    |              |             |           |  |
| 5   | Steve BANNISTER  | D5    | 5:28                 | 9:46       | 6:21        | 9:25         | 7:00                 | 6:27               | 9:28         | 6:59        |           |  |
| 6   | Andrew HADDON    | C4    | 5:56                 | 10:17      | 6:30        | 9:43         | 7:17                 | 6:26               | 9:46         | 7:09        |           |  |
| 7   | Martin McCORMACK | D5    | 5:22                 | 9:28       | 6:14        | 9:25         | 6:53                 | 6:02               | 9:24         | 6:49        |           |  |
| 8   | John WORTHING    | C2    | 16:16                | 20:44      | 7:22        | 10:57        | 8:15                 | 7:18               | 10:56        | 7:08        |           |  |
| 9   | Paul GRIFFITHS   | D5    | 5:36                 | 10:06      | 6:30        | 10:03        | 13:41                | 6:19               | 9:38         | 7:02        |           |  |
| 10  | Craig SALTER     | C5    | 6:13                 | 10:45      | 7:37        | 10:58        | Went off SS24 finish |                    |              |             |           |  |
| 11  | Tim MASON        | C4    | Alternator after SS9 |            |             |              |                      |                    |              |             |           |  |
| 12  | Martin HEALER    | D5    | 10:00                | 11:15      | 7:24        | 11:22        | 7:59                 | Gearbox after SS26 |              |             |           |  |
| 14  | Phil SQUIRES     | D5    | 5:46                 | 10:18      | 6:38        | 10:04        | 8:48                 | 6:24               | 9:54         | 7:25        |           |  |
| 15  | Charlie TAYLOR   | D5    | 6:01                 | 10:20      | 6:58        | 10:10        | 7:34                 | 6:42               | 10:11        | 7:25        |           |  |
| 16  | Geoff CRABTREE   | D5    | 6:12                 | 10:24      | 6:53        | 10:15        | 7:32                 | 6:48               | 10:14        | 7:26        |           |  |
| 17  | Graham SAMUEL    | C5    | 6:19                 | 10:45      | 7:08        | 10:37        | 7:47                 | 7:02               | 10:43        | 11:27       |           |  |
| 20  | Ken FORSTER      | C2    | 6:16                 | 10:44      | 6:57        | 10:33        | 7:44                 | 6:56               | 10:29        | 7:50        |           |  |
| 21  | Derek BELBIN     | C2    | 10:00                | 11:45      | 7:33        | 11:21        | 8:11                 | 7:28               | 11:12        | 8:03        |           |  |
| 22  | Ian RIX          | C5    | 6:40                 | 11:56      | 7:12        | 10:48        | 7:59                 | 7:09               | 10:49        | 7:50        |           |  |
| 23  | Will ONIONS      | D3    | 5:57                 | 10:29      | 7:11        | 10:30        | 7:50                 | 6:59               | 10:34        | 7:44        |           |  |
| 24  | Tim JONES        | C3    | Retired              |            |             |              |                      |                    |              |             |           |  |
| 25  | Keith CORNELL    | C5    | 6:35                 | 11:18      | 7:33        | 11:17        | 8:02                 | 7:28               | 11:17        | 8:02        |           |  |
| 26  | Adrian YOUNG     | D3    | 6:28                 | 11:13      | 7:23        | 11:07        | 7:56                 | 7:18               | 11:09        | 8:03        |           |  |
| 27  | Neil RUDD        | C3    | 7:11                 | 12:38      | 8:08        | 11:51        | 8:44                 | 8:06               | 12:07        | 8:55        |           |  |
| 28  | Simon TYSOE      | D5    | 15:22                | 19:28      | 6:57        | 10:25        | 7:52                 | 7:07               | 10:52        | 7:28        |           |  |
| 30  | Roger KILTY      | D5    | 6:21                 | 10:56      | 7:37        | 11:15        | 14:00                | 7:38               | 11:41        | 8:31        |           |  |
| 31  | Steve GRAHAM     | C1    | 7:52                 | 13:34      | 9:05        | 13:28        | 10:15                | 9:05               | 13:17        | 14:00       |           |  |
| 32  | Andrew SIDDAL    | C3    | 6:37                 | 11:26      | 7:31        | 11:09        | 8:12                 | 7:14               | 11:04        | 8:05        |           |  |
| 33  | Richard EGGER    | C3    | Ignition problems    |            |             |              |                      |                    |              |             |           |  |
| 34  | Roger PLATT      | C2    | Drive shaft SS1      |            |             |              |                      |                    |              |             |           |  |
| 35  | Darren YARNEY    | C2    | 7:09                 | 11:53      | 8:06        | 11:38        | 8:24                 | 7:51               | 11:45        | 8:22        |           |  |
| 41  | Geoff STEWART    | B5    | 7:15                 | 12:16      | 8:07        | 11:41        | 8:25                 | 7:42               | 11:16        | 11:08       |           |  |
| 42  | Bob BEAN         | B4    | 6:17                 | 11:02      | 7:22        | 11:13        | 8:02                 | 7:22               | 11:11        | 8:01        |           |  |
| 43  | Jim VALENTINE    | B1    | 8:35                 | 14:52      | 10:00       | 14:26        | 10:19                | 9:45               | 14:23        | 10:39       |           |  |




**Roger Albert Clark Rally**  
16th-19th November 2007  
**Final Retirements and Exclusions**  
Listed by Competition Number  
7 Retirements and Exclusions



| No. | Driver/Co-driver           | Class | Vehicle                 | Stage | Reason               |
|-----|----------------------------|-------|-------------------------|-------|----------------------|
| 4   | Steve PEREZ/Stewart MERRY  | C5    | Lancia Stratos          | 5     | Engine after SS4     |
| 10  | Craig SALTER/Preston AYRES | C5    | Ford Escort RS1600      | 25    | Went off SS24 finish |
| 11  | Tim MASON/Graham WILD      | C4    | Porsche 911             | 9     | Alternator after SS9 |
| 12  | Martin HEALER/Peter THOMAS | D5    | Ford Escort Mk2 BDA     | 26    | Gearbox after SS26   |
| 24  | Tim JONES/Don JAMES        | C3    | Ford Escort Mk1 RS 1600 | 4     | Retired              |
| 33  | Richard EGGER/Pat EGGER    | C3    | Ford Escort Mk1         | 11    | Ignition problems    |
| 34  | Roger PLATT/Peter GILBERT  | C2    | Renault Alpine A110     | 1     | Drive shaft SS1      |





# Roger Albert Clark Rally

16th-19th November 2007

## Final Ten Best Times on Each Stage



| SS 1 Temple Newm.1<br>Fastest speed 41.17 mph<br>Length 1.58miles  |           |      | SS 2 Temple Newm.2<br>Fastest speed 43.04 mph<br>Length 1.58miles |           |      | SS 3 Flainsey 1<br>Fastest speed 59.06 mph<br>Length 5.15miles  |           |      | SS 4 Dalby 1<br>Fastest speed 57.99 mph<br>Length 8.81miles      |           |       | SS 5 Langdale 1<br>Fastest speed 58.91 mph<br>Length 7.41miles     |           |      |
|--|-----------|------|---|-----------|------|---|-----------|------|--|-----------|-------|--|-----------|------|
| No.  | Driver    | Time | No.   | Driver    | Time | No.   | Driver    | Time | No.  | Driver    | Time  | No.  | Driver    | Time |
| 3=   | Stokes    | 2:18 | 3   | Stokes    | 2:12 | 5   | Bannister | 5:14 | 5  | Bannister | 9:07  | 5  | Bannister | 7:33 |
| 5=   | Bannister | 2:18 | 7   | McCormack | 2:13 | 1   | McRae     | 5:25 | 1  | McRae     | 9:14  | 1  | McRae     | 7:39 |
| 6=   | Haddon    | 2:18 | 1   | McRae     | 2:15 | 2=  | Easson    | 5:27 | 2  | Easson    | 9:15  | 2  | Easson    | 7:41 |
| 7=   | McCormack | 2:18 | 2=  | Easson    | 2:16 | 7=  | McCormack | 5:27 | 6  | Haddon    | 9:24  | 6  | Haddon    | 7:45 |
| 15=  | Taylor    | 2:18 | 15=   | Taylor    | 2:16 | 3=  | Stokes    | 5:28 | 7  | McCormack | 9:27  | 9  | Griffiths | 7:46 |
| 2  | Easson    | 2:19 | 14  | Squires   | 2:17 | 6=  | Haddon    | 5:28 | 9  | Griffiths | 9:30  | 3  | Stokes    | 7:49 |
| 14=  | Squires   | 2:20 | 6=  | Haddon    | 2:18 | 9   | Griffiths | 5:30 | 11   | Mason     | 9:33  | 7=   | McCormack | 7:52 |
| 28=  | Tysoe     | 2:20 | 9=  | Griffiths | 2:18 | 11  | Mason     | 5:37 | 3=   | Stokes    | 9:37  | 14=  | Squires   | 7:52 |
| 11=  | Mason     | 2:22 | 24=   | Jones     | 2:18 | 15  | Taylor    | 5:38 | 15=  | Taylor    | 9:37  | 15   | Taylor    | 7:55 |
| 20=  | Forster   | 2:22 | 4=  | Perez     | 2:19 | 14  | Squires   | 5:40 | 14   | Squires   | 9:45  | 28   | Tysoe     | 8:01 |
| SS 6 Flainsey 2<br>Fastest speed 60.01 mph<br>Length 5.15miles     |           |      | SS 7 Dalby 2<br>Fastest speed 58.85 mph<br>Length 8.81miles       |           |      | SS 8 Langdale 2<br>Fastest speed 59.70 mph<br>Length 7.41miles  |           |      | SS 9 Greystoke 1<br>Fastest speed 51.50 mph<br>Length 7.57miles  |           |       | SS 10 Greystoke 2<br>Fastest speed 52.30 mph<br>Length 7.57miles   |           |      |
| No.  | Driver    | Time | No.   | Driver    | Time | No.   | Driver    | Time | No.  | Driver    | Time  | No.  | Driver    | Time |
| 5  | Bannister | 5:09 | 7   | McCormack | 8:59 | 7   | McCormack | 7:27 | 2  | Easson    | 8:49  | 7  | McCormack | 8:41 |
| 1  | McRae     | 5:15 | 5   | Bannister | 9:12 | 5=  | Bannister | 7:29 | 1  | McRae     | 8:59  | 2  | Easson    | 8:48 |
| 7  | McCormack | 5:18 | 6   | Haddon    | 9:17 | 11=   | Mason     | 7:29 | 5  | Bannister | 9:06  | 1  | McRae     | 8:54 |
| 2  | Easson    | 5:19 | 1   | McRae     | 9:18 | 1=  | McRae     | 7:33 | 14   | Squires   | 9:14  | 5  | Bannister | 9:04 |
| 9  | Griffiths | 5:20 | 2   | Easson    | 9:19 | 6=  | Haddon    | 7:33 | 15   | Taylor    | 9:17  | 6  | Haddon    | 9:11 |
| 3=   | Stokes    | 5:22 | 9   | Griffiths | 9:24 | 9   | Griffiths | 7:43 | 9  | Griffiths | 9:27  | 3  | Stokes    | 9:14 |
| 6=   | Haddon    | 5:22 | 3   | Stokes    | 9:33 | 3=  | Stokes    | 7:50 | 3=   | Stokes    | 9:30  | 14=  | Squires   | 9:16 |
| 11   | Mason     | 5:32 | 11  | Mason     | 9:35 | 14=   | Squires   | 7:50 | 6=   | Haddon    | 9:30  | 15=  | Taylor    | 9:16 |
| 14=  | Squires   | 5:36 | 14  | Squires   | 9:36 | 28=   | Tysoe     | 7:50 | 28   | Tysoe     | 9:31  | 9  | Griffiths | 9:23 |
| 16=  | Crabtree  | 5:36 | 16  | Crabtree  | 9:37 | 16  | Crabtree  | 7:52 | 16   | Crabtree  | 9:33  | 16=  | Crabtree  | 9:29 |
| SS 11 Ae 1<br>Fastest speed 55.49 mph<br>Length 7.18miles          |           |      | SS 12 Heathhall 1<br>Fastest speed 36.94 mph<br>Length 0.68miles  |           |      | SS 13 Ae 2<br>Fastest speed 55.37 mph<br>Length 7.18miles       |           |      | SS 14 Heathhall 2<br>Fastest speed 35.86 mph<br>Length 0.68miles |           |       | SS 15 Twiggles 1<br>Fastest speed 56.35 mph<br>Length 8.53miles    |           |      |
| No.  | Driver    | Time | No.   | Driver    | Time | No.   | Driver    | Time | No.  | Driver    | Time  | No.  | Driver    | Time |
| 5  | Bannister | 7:46 | 5   | Bannister | 1:06 | 7   | McCormack | 7:47 | 1=   | McRae     | 1:08  | 1  | McRae     | 9:05 |
| 7  | McCormack | 7:50 | 1   | McRae     | 1:08 | 5   | Bannister | 7:50 | 5=   | Bannister | 1:08  | 7  | McCormack | 9:19 |
| 1  | McRae     | 7:51 | 3=  | Stokes    | 1:09 | 1   | McRae     | 7:53 | 6=   | Haddon    | 1:08  | 9  | Griffiths | 9:23 |
| 6  | Haddon    | 8:14 | 15=   | Taylor    | 1:09 | 2   | Easson    | 8:01 | 7=   | McCormack | 1:08  | 5  | Bannister | 9:24 |
| 2  | Easson    | 8:15 | 2=  | Easson    | 1:10 | 9   | Griffiths | 8:05 | 3  | Stokes    | 1:09  | 2  | Easson    | 9:26 |
| 9  | Griffiths | 8:16 | 6=  | Haddon    | 1:10 | 3   | Stokes    | 8:08 | 2=   | Easson    | 1:10  | 3  | Stokes    | 9:31 |
| 3=   | Stokes    | 8:21 | 14=   | Squires   | 1:10 | 28  | Tysoe     | 8:10 | 15=  | Taylor    | 1:10  | 6  | Haddon    | 9:33 |
| 15=  | Taylor    | 8:21 | 9   | Griffiths | 1:11 | 14  | Squires   | 8:19 | 28=  | Tysoe     | 1:10  | 28   | Tysoe     | 9:44 |
| 14   | Squires   | 8:32 | 7=  | McCormack | 1:12 | 15  | Taylor    | 8:21 | 9=   | Griffiths | 1:11  | 14   | Squires   | 9:47 |
| 28   | Tysoe     | 8:37 | 26=   | Young     | 1:12 | 16  | Crabtree  | 8:31 | 14=  | Squires   | 1:11  | 15   | Taylor    | 9:48 |
| SS 16 Castle O'er 1<br>Fastest speed 56.27 mph<br>Length 5.00miles |           |      | SS 17 Ash Park 1<br>Fastest speed 55.49 mph<br>Length 4.81miles   |           |      | SS 18 Kershope 1<br>Fastest speed 53.40 mph<br>Length 8.20miles |           |      | SS 19 Twiggles 2<br>Fastest speed 53.23 mph<br>Length 8.53miles  |           |       | SS 20 Castle O'er 2<br>Fastest speed 52.96 mph<br>Length 5.00miles |           |      |
| No.  | Driver    | Time | No.   | Driver    | Time | No.   | Driver    | Time | No.  | Driver    | Time  | No.  | Driver    | Time |
| 1=   | McRae     | 5:20 | 7   | McCormack | 5:12 | 7   | McCormack | 9:13 | 5  | Bannister | 9:37  | 7  | McCormack | 5:40 |
| 7=   | McCormack | 5:20 | 1   | McRae     | 5:16 | 1   | McRae     | 9:16 | 7  | McCormack | 9:47  | 1=   | McRae     | 5:49 |
| 5  | Bannister | 5:21 | 5   | Bannister | 5:17 | 5   | Bannister | 9:30 | 1  | McRae     | 9:48  | 5=   | Bannister | 5:49 |
| 9  | Griffiths | 5:31 | 9   | Griffiths | 5:25 | 9   | Griffiths | 9:32 | 2  | Easson    | 9:54  | 9=   | Griffiths | 5:49 |
| 3  | Stokes    | 5:33 | 3   | Stokes    | 5:26 | 3   | Stokes    | 9:37 | 9  | Griffiths | 10:07 | 2  | Easson    | 5:55 |
| 2  | Easson    | 5:37 | 2   | Easson    | 5:30 | 6   | Haddon    | 9:39 | 6  | Haddon    | 10:15 | 3=   | Stokes    | 6:10 |
| 6=   | Haddon    | 5:43 | 6   | Haddon    | 5:33 | 2   | Easson    | 9:43 | 15   | Taylor    | 10:16 | 15=  | Taylor    | 6:10 |
| 28=  | Tysoe     | 5:43 | 14  | Squires   | 5:35 | 14  | Squires   | 9:52 | 3  | Stokes    | 10:21 | 6=   | Haddon    | 6:11 |
| 16   | Crabtree  | 5:48 | 15  | Taylor    | 5:36 | 15  | Taylor    | 9:56 | 14=  | Squires   | 10:34 | 14=  | Squires   | 6:11 |
| 14   | Squires   | 5:49 | 16  | Crabtree  | 5:41 | 16  | Crabtree  | 9:58 | 16=  | Crabtree  | 10:34 | 16=  | Crabtree  | 6:11 |





# Roger Albert Clark Rally

16th-19th November 2007

## Final Ten Best Times on Each Stage



| SS 21 Ash Park 2<br>Fastest speed 53.77 mph<br>Length 4.81miles  |           |      | SS 22 Kershope 2<br>Fastest speed 51.99 mph<br>Length 8.20miles   |           |       | SS 23 Hopehouse 1<br>Fastest speed 62.86 mph<br>Length 6.53miles |           |      | SS 24 Broomylinn 1<br>Fastest speed 56.46 mph<br>Length 8.86miles |           |       | SS 25 Roughside 1<br>Fastest speed 57.25 mph<br>Length 6.57miles |           |      |
|--|-----------|------|---|-----------|-------|--|-----------|------|---|-----------|-------|--|-----------|------|
| No.  | Driver    | Time | No.   | Driver    | Time  | No.  | Driver    | Time | No.   | Driver    | Time  | No.  | Driver    | Time |
| 7  | McCormack | 5:22 | 7   | McCormack | 9:28  | 7  | McCormack | 6:14 | 5=  | Bannister | 9:25  | 7  | McCormack | 6:53 |
| 1  | McRae     | 5:27 | 1   | McRae     | 9:41  | 1  | McRae     | 6:20 | 7=  | McCormack | 9:25  | 5  | Bannister | 7:00 |
| 5  | Bannister | 5:28 | 5   | Bannister | 9:46  | 5  | Bannister | 6:21 | 1   | McRae     | 9:28  | 6  | Haddon    | 7:17 |
| 9  | Griffiths | 5:36 | 2   | Easson    | 9:49  | 6=   | Haddon    | 6:30 | 6   | Haddon    | 9:43  | 2  | Easson    | 7:20 |
| 2  | Easson    | 5:43 | 9   | Griffiths | 10:06 | 9=   | Griffiths | 6:30 | 2   | Easson    | 9:59  | 3  | Stokes    | 7:25 |
| 3=   | Stokes    | 5:46 | 6   | Haddon    | 10:17 | 14   | Squires   | 6:38 | 3   | Stokes    | 10:01 | 16   | Crabtree  | 7:32 |
| 14=  | Squires   | 5:46 | 14  | Squires   | 10:18 | 3  | Stokes    | 6:44 | 9   | Griffiths | 10:03 | 15   | Taylor    | 7:34 |
| 6  | Haddon    | 5:56 | 3=  | Stokes    | 10:20 | 2  | Easson    | 6:47 | 14  | Squires   | 10:04 | 20   | Forster   | 7:44 |
| 23   | Onions    | 5:57 | 15=   | Taylor    | 10:20 | 16   | Crabtree  | 6:53 | 15  | Taylor    | 10:10 | 17   | Samuel    | 7:47 |
| 15   | Taylor    | 6:01 | 16  | Crabtree  | 10:24 | 20=  | Forster   | 6:57 | 16  | Crabtree  | 10:15 | 1  | McRae     | 7:49 |
| SS 26 Hopehouse 2<br>Fastest speed 64.95 mph<br>Length 6.53miles |           |      | SS 27 Broomylinn 2<br>Fastest speed 56.56 mph<br>Length 8.86miles |           |       | SS 28 Roughside 2<br>Fastest speed 57.81 mph<br>Length 6.57miles |           |      |   |           |       |  |           |      |
| No.  | Driver    | Time | No.   | Driver    | Time  | No.  | Driver    | Time |   |           |       |  |           |      |
| 7  | McCormack | 6:02 | 7   | McCormack | 9:24  | 7  | McCormack | 6:49 |   |           |       |  |           |      |
| 1  | McRae     | 6:14 | 5   | Bannister | 9:28  | 5  | Bannister | 6:59 |   |           |       |  |           |      |
| 9  | Griffiths | 6:19 | 1   | McRae     | 9:29  | 9  | Griffiths | 7:02 |   |           |       |  |           |      |
| 2  | Easson    | 6:20 | 2   | Easson    | 9:37  | 2  | Easson    | 7:04 |   |           |       |  |           |      |
| 14   | Squires   | 6:24 | 9   | Griffiths | 9:38  | 8  | Worthing  | 7:08 |   |           |       |  |           |      |
| 6  | Haddon    | 6:26 | 6   | Haddon    | 9:46  | 6  | Haddon    | 7:09 |   |           |       |  |           |      |
| 3=   | Stokes    | 6:27 | 14  | Squires   | 9:54  | 3  | Stokes    | 7:13 |   |           |       |  |           |      |
| 5=   | Bannister | 6:27 | 3   | Stokes    | 10:00 | 14=  | Squires   | 7:25 |   |           |       |  |           |      |
| 15   | Taylor    | 6:42 | 15  | Taylor    | 10:11 | 15=  | Taylor    | 7:25 |   |           |       |  |           |      |
| 16   | Crabtree  | 6:48 | 16  | Crabtree  | 10:14 | 16   | Crabtree  | 7:26 |   |           |       |  |           |      |





# Roger Albert Clark Rally


16th-19th November 2007

## Final Leading Positions after Each Stage



| SS 1 Temple Newm.1<br>Mixed<br>Length 1.58miles   |           |         | SS 2 Temple Newm.2<br>Mixed<br>Length 1.58miles |           |         | SS 3 Flainsey 1<br>Gravel<br>Length 5.15miles  |           |         | SS 4 Dalby 1<br>Gravel<br>Length 8.81miles     |           |         | SS 5 Langdale 1<br>Gravel<br>Length 7.41miles     |           |         |
|---|-----------|---------|---|-----------|---------|--|-----------|---------|--|-----------|---------|---|-----------|---------|
| No.   | Driver    | Total   | No.   | Driver    | Total   | No.  | Driver    | Total   | No.  | Driver    | Total   | No.   | Driver    | Total   |
| 3=  | Stokes    | 0:02:18 | 3   | Stokes    | 0:04:30 | 5  | Bannister | 0:09:51 | 5  | Bannister | 0:18:58 | 5   | Bannister | 0:26:31 |
| 5=  | Bannister | 0:02:18 | 7   | McCormacl | 0:04:31 | 3  | Stokes    | 0:09:58 | 2  | Easson    | 0:19:17 | 1   | McRae     | 0:26:56 |
| 6=  | Haddon    | 0:02:18 | 15  | Taylor    | 0:04:34 | 7  | McCormacl | 0:09:58 | 1  | McRae     | 0:19:17 | 2   | Easson    | 0:26:58 |
| 7=  | McCormacl | 0:02:18 | 2   | Easson    | 0:04:35 | 2  | Easson    | 0:10:02 | 7  | McCormacl | 0:19:25 | 6   | Haddon    | 0:27:13 |
| 15=   | Taylor    | 0:02:18 | 6   | Haddon    | 0:04:36 | 1  | McRae     | 0:10:03 | 6  | Haddon    | 0:19:28 | 7   | McCormacl | 0:27:17 |
| 2   | Easson    | 0:02:19 | 5   | Bannister | 0:04:37 | 6  | Haddon    | 0:10:04 | 3  | Stokes    | 0:19:35 | 3   | Stokes    | 0:27:24 |
| 14=   | Squires   | 0:02:20 | 14  | Squires   | 0:04:37 | 15   | Taylor    | 0:10:12 | 9  | Griffiths | 0:19:42 | 9   | Griffiths | 0:27:28 |
| 28=   | Tyson     | 0:02:20 | 1   | McRae     | 0:04:38 | 9  | Griffiths | 0:10:12 | 15   | Taylor    | 0:19:49 | 15  | Taylor    | 0:27:44 |
| 11=   | Mason     | 0:02:22 | 28  | Tysoe     | 0:04:39 | 14   | Squires   | 0:10:17 | 11   | Mason     | 0:19:51 | 14  | Squires   | 0:27:54 |
| 20=   | Forster   | 0:02:22 | 24  | Jones     | 0:04:40 | 11   | Mason     | 0:10:18 | 14   | Squires   | 0:20:02 | 11  | Mason     | 0:27:54 |
| SS 6 Flainsey 2<br>Gravel<br>Length 5.15miles     |           |         | SS 7 Dalby 2<br>Gravel<br>Length 8.81miles      |           |         | SS 8 Langdale 2<br>Gravel<br>Length 7.41miles  |           |         | SS 9 Greystoke 1<br>Gravel<br>Length 7.57miles |           |         | SS 10 Greystoke 2<br>Gravel<br>Length 7.57miles   |           |         |
| No.   | Driver    | Total   | No.   | Driver    | Total   | No.  | Driver    | Total   | No.  | Driver    | Total   | No.   | Driver    | Total   |
| 5   | Bannister | 0:31:40 | 5   | Bannister | 0:40:52 | 5  | Bannister | 0:48:21 | 5  | Bannister | 0:57:27 | 5   | Bannister | 1:06:31 |
| 1   | McRae     | 0:32:11 | 1   | McRae     | 0:41:29 | 7  | McCormacl | 0:49:01 | 1  | McRae     | 0:58:01 | 1   | McRae     | 1:06:55 |
| 2   | Easson    | 0:32:17 | 7   | McCormacl | 0:41:34 | 1  | McRae     | 0:49:02 | 2  | Easson    | 0:58:21 | 2   | Easson    | 1:07:09 |
| 7   | McCormacl | 0:32:35 | 2   | Easson    | 0:41:36 | 6  | Haddon    | 0:49:25 | 6  | Haddon    | 0:58:55 | 6   | Haddon    | 1:08:06 |
| 6   | Haddon    | 0:32:35 | 6   | Haddon    | 0:41:52 | 2  | Easson    | 0:49:32 | 9  | Griffiths | 0:59:22 | 9   | Griffiths | 1:08:45 |
| 3   | Stokes    | 0:32:46 | 9   | Griffiths | 0:42:12 | 9  | Griffiths | 0:49:55 | 3  | Stokes    | 0:59:39 | 3   | Stokes    | 1:08:53 |
| 9   | Griffiths | 0:32:48 | 3   | Stokes    | 0:42:19 | 3  | Stokes    | 0:50:09 | 14   | Squires   | 1:00:10 | 14  | Squires   | 1:09:26 |
| 15  | Taylor    | 0:33:23 | 11  | Mason     | 0:43:01 | 11   | Mason     | 0:50:30 | 15   | Taylor    | 1:00:14 | 15  | Taylor    | 1:09:30 |
| 11  | Mason     | 0:33:26 | 15  | Taylor    | 0:43:03 | 14   | Squires   | 0:50:56 | 28   | Tysoe     | 1:00:57 | 28  | Tysoe     | 1:10:26 |
| 14  | Squires   | 0:33:30 | 14  | Squires   | 0:43:06 | 15   | Taylor    | 0:50:57 | 16   | Crabtree  | 1:01:19 | 16  | Crabtree  | 1:10:48 |
| SS 11 Ae 1<br>Gravel<br>Length 7.18miles          |           |         | SS 12 Heathhall 1<br>Mixed<br>Length 0.68miles  |           |         | SS 13 Ae 2<br>Gravel<br>Length 7.18miles       |           |         | SS 14 Heathhall 2<br>Mixed<br>Length 0.68miles |           |         | SS 15 Twiggles 1<br>Gravel<br>Length 8.53miles    |           |         |
| No.   | Driver    | Total   | No.   | Driver    | Total   | No.  | Driver    | Total   | No.  | Driver    | Total   | No.   | Driver    | Total   |
| 5   | Bannister | 1:14:17 | 5   | Bannister | 1:15:23 | 5  | Bannister | 1:23:13 | 5  | Bannister | 1:24:21 | 5   | Bannister | 1:33:45 |
| 1   | McRae     | 1:14:46 | 1   | McRae     | 1:15:54 | 1  | McRae     | 1:23:47 | 1  | McRae     | 1:24:55 | 1   | McRae     | 1:34:00 |
| 2   | Easson    | 1:15:24 | 2   | Easson    | 1:16:34 | 2  | Easson    | 1:24:35 | 2  | Easson    | 1:25:45 | 2   | Easson    | 1:35:11 |
| 6   | Haddon    | 1:16:20 | 6   | Haddon    | 1:17:30 | 9  | Griffiths | 1:26:17 | 9  | Griffiths | 1:27:28 | 9   | Griffiths | 1:36:51 |
| 9   | Griffiths | 1:17:01 | 9   | Griffiths | 1:18:12 | 6  | Haddon    | 1:26:30 | 6  | Haddon    | 1:27:38 | 3   | Stokes    | 1:37:11 |
| 3   | Stokes    | 1:17:14 | 3   | Stokes    | 1:18:23 | 3  | Stokes    | 1:26:31 | 3  | Stokes    | 1:27:40 | 6   | Haddon    | 1:37:11 |
| 15  | Taylor    | 1:17:51 | 15  | Taylor    | 1:19:00 | 15   | Taylor    | 1:27:21 | 15   | Taylor    | 1:28:31 | 15  | Taylor    | 1:38:19 |
| 14  | Squires   | 1:17:58 | 14  | Squires   | 1:19:08 | 14   | Squires   | 1:27:27 | 14   | Squires   | 1:28:38 | 14  | Squires   | 1:38:25 |
| 28  | Tysoe     | 1:19:03 | 28  | Tysoe     | 1:20:15 | 28   | Tysoe     | 1:28:25 | 28   | Tysoe     | 1:29:35 | 28  | Tysoe     | 1:39:19 |
| 16  | Crabtree  | 1:19:44 | 16  | Crabtree  | 1:20:58 | 16   | Crabtree  | 1:29:29 | 7  | McCormacl | 1:30:39 | 7   | McCormacl | 1:39:58 |
| SS 16 Castle O'er 1<br>Gravel<br>Length 5.00miles |           |         | SS 17 Ash Park 1<br>Gravel<br>Length 4.81miles  |           |         | SS 18 Kershope 1<br>Gravel<br>Length 8.20miles |           |         | SS 19 Twiggles 2<br>Gravel<br>Length 8.53miles |           |         | SS 20 Castle O'er 2<br>Gravel<br>Length 5.00miles |           |         |
| No.   | Driver    | Total   | No.   | Driver    | Total   | No.  | Driver    | Total   | No.  | Driver    | Total   | No.   | Driver    | Total   |
| 5   | Bannister | 1:39:06 | 5   | Bannister | 1:44:23 | 1  | McRae     | 1:53:52 | 5  | Bannister | 2:03:30 | 5   | Bannister | 2:09:19 |
| 1   | McRae     | 1:39:20 | 1   | McRae     | 1:44:36 | 5  | Bannister | 1:53:53 | 1  | McRae     | 2:03:40 | 1   | McRae     | 2:09:29 |
| 2   | Easson    | 1:40:48 | 2   | Easson    | 1:46:18 | 2  | Easson    | 1:56:01 | 2  | Easson    | 2:05:55 | 2   | Easson    | 2:11:50 |
| 9   | Griffiths | 1:42:22 | 9   | Griffiths | 1:47:47 | 9  | Griffiths | 1:57:19 | 9  | Griffiths | 2:07:26 | 9   | Griffiths | 2:13:15 |
| 3   | Stokes    | 1:42:44 | 3   | Stokes    | 1:48:10 | 3  | Stokes    | 1:57:47 | 3  | Stokes    | 2:08:08 | 3   | Stokes    | 2:14:18 |
| 6   | Haddon    | 1:42:54 | 6   | Haddon    | 1:48:27 | 6  | Haddon    | 1:58:06 | 6  | Haddon    | 2:08:21 | 6   | Haddon    | 2:14:32 |
| 15  | Taylor    | 1:44:11 | 15  | Taylor    | 1:49:47 | 14   | Squires   | 1:59:41 | 7  | McCormacl | 2:09:30 | 7   | McCormacl | 2:15:10 |
| 14  | Squires   | 1:44:14 | 14  | Squires   | 1:49:49 | 7  | McCormacl | 1:59:43 | 15   | Taylor    | 2:09:59 | 15  | Taylor    | 2:16:09 |
| 28  | Tysoe     | 1:45:02 | 7   | McCormacl | 1:50:30 | 15   | Taylor    | 1:59:43 | 14   | Squires   | 2:10:15 | 14  | Squires   | 2:16:26 |
| 7   | McCormacl | 1:45:18 | 16  | Crabtree  | 1:52:16 | 16   | Crabtree  | 2:02:14 | 16   | Crabtree  | 2:12:48 | 16  | Crabtree  | 2:18:59 |





# Roger Albert Clark Rally

16th-19th November 2007

## Final Leading Positions after Each Stage



| SS 21 Ash Park 2<br>Gravel<br>Length 4.81miles  |           |         | SS 22 Kershope 2<br>Gravel<br>Length 8.20miles   |           |         | SS 23 Hopehouse 1<br>Gravel<br>Length 6.53miles |           |         | SS 24 Broomylinn 1<br>Gravel<br>Length 8.86miles |           |         | SS 25 Roughside 1<br>Gravel<br>Length 6.57miles |           |         |
|---|-----------|---------|--|-----------|---------|---|-----------|---------|--|-----------|---------|---|-----------|---------|
| No.   | Driver    | Total   | No.  | Driver    | Total   | No.   | Driver    | Total   | No.  | Driver    | Total   | No.   | Driver    | Total   |
| 5   | Bannister | 2:14:47 | 5  | Bannister | 2:24:33 | 5   | Bannister | 2:30:54 | 5  | Bannister | 2:40:19 | 5   | Bannister | 2:47:19 |
| 1   | McRae     | 2:14:56 | 1  | McRae     | 2:24:37 | 1   | McRae     | 2:30:57 | 1  | McRae     | 2:40:25 | 1   | McRae     | 2:48:14 |
| 2   | Easson    | 2:17:33 | 2  | Easson    | 2:27:22 | 2   | Easson    | 2:34:09 | 2  | Easson    | 2:44:08 | 2   | Easson    | 2:51:28 |
| 9   | Griffiths | 2:18:51 | 9  | Griffiths | 2:28:57 | 9   | Griffiths | 2:35:27 | 9  | Griffiths | 2:45:30 | 7   | McCormacl | 2:52:32 |
| 3   | Stokes    | 2:20:04 | 7  | McCormacl | 2:30:00 | 7   | McCormacl | 2:36:14 | 7  | McCormacl | 2:45:39 | 6   | Haddon    | 2:54:15 |
| 6   | Haddon    | 2:20:28 | 3  | Stokes    | 2:30:24 | 3   | Stokes    | 2:37:08 | 6  | Haddon    | 2:46:58 | 3   | Stokes    | 2:54:34 |
| 7   | McCormacl | 2:20:32 | 6  | Haddon    | 2:30:45 | 6   | Haddon    | 2:37:15 | 3  | Stokes    | 2:47:09 | 15  | Taylor    | 2:57:12 |
| 15  | Taylor    | 2:22:10 | 15   | Taylor    | 2:32:30 | 14  | Squires   | 2:39:08 | 14   | Squires   | 2:49:12 | 14  | Squires   | 2:58:00 |
| 14  | Squires   | 2:22:12 | 14   | Squires   | 2:32:30 | 15  | Taylor    | 2:39:28 | 15   | Taylor    | 2:49:38 | 9   | Griffiths | 2:59:11 |
| 16  | Crabtree  | 2:25:11 | 16   | Crabtree  | 2:35:35 | 16  | Crabtree  | 2:42:28 | 16   | Crabtree  | 2:52:43 | 16  | Crabtree  | 3:00:15 |
| SS 26 Hopehouse 2<br>Gravel<br>Length 6.53miles |           |         | SS 27 Broomylinn 2<br>Gravel<br>Length 8.86miles |           |         | SS 28 Roughside 2<br>Gravel<br>Length 6.57miles |           |         |  |           |         |   |           |         |
| No.   | Driver    | Total   | No.  | Driver    | Total   | No.   | Driver    | Total   |  |           |         |   |           |         |
| 5   | Bannister | 2:53:46 | 5  | Bannister | 3:03:14 | 5   | Bannister | 3:10:13 |  |           |         |   |           |         |
| 1   | McRae     | 2:54:28 | 1  | McRae     | 3:03:57 | 1   | McRae     | 3:12:15 |  |           |         |   |           |         |
| 2   | Easson    | 2:57:48 | 2  | Easson    | 3:07:25 | 2   | Easson    | 3:14:29 |  |           |         |   |           |         |
| 7   | McCormacl | 2:58:34 | 7  | McCormacl | 3:07:58 | 7   | McCormacl | 3:14:47 |  |           |         |   |           |         |
| 6   | Haddon    | 3:00:41 | 6  | Haddon    | 3:10:27 | 6   | Haddon    | 3:17:36 |  |           |         |   |           |         |
| 3   | Stokes    | 3:01:01 | 3  | Stokes    | 3:11:01 | 3   | Stokes    | 3:18:14 |  |           |         |   |           |         |
| 15  | Taylor    | 3:03:54 | 15   | Taylor    | 3:14:05 | 15  | Taylor    | 3:21:30 |  |           |         |   |           |         |
| 14  | Squires   | 3:04:24 | 14   | Squires   | 3:14:18 | 14  | Squires   | 3:21:43 |  |           |         |   |           |         |
| 9   | Griffiths | 3:05:30 | 9  | Griffiths | 3:15:08 | 9   | Griffiths | 3:22:10 |  |           |         |   |           |         |
| 16  | Crabtree  | 3:07:03 | 16   | Crabtree  | 3:17:17 | 16  | Crabtree  | 3:24:43 |  |           |         |   |           |         |



Total number of fastest times, second fastest times etc.

| No. | Driver           | 1  | 2  | 3 | 4 | 5 | 6 | 7 | 8 | 9 | 10 | 11 | 12 | 13 | 14 | 15 |
|-----|------------------|----|----|---|---|---|---|---|---|---|----|----|----|----|----|----|
| 7   | Martin McCORMACK | 18 | 4  | 2 | - | 1 | - | 1 | - | 1 | -  | -  | -  | -  | -  | -  |
| 5   | Steve BANNISTER  | 10 | 7  | 7 | 2 | - | - | 1 | - | - | 1  | -  | -  | -  | -  | -  |
| 1   | Jimmy McRAE      | 3  | 13 | 7 | 2 | - | - | - | - | - | 1  | -  | 1  | -  | -  | -  |
| 6   | Andrew HADDON    | 2  | -  | 2 | 6 | 3 | 7 | 5 | 2 | - | -  | -  | -  | -  | -  | -  |
| 3   | David STOKES     | 2  | -  | 1 | - | 6 | 8 | 7 | 4 | - | -  | -  | -  | -  | -  | -  |
| 2   | Jeremy EASSON    | 1  | 1  | 3 | 9 | 7 | 4 | 1 | 1 | - | -  | -  | 1  | -  | -  | -  |
| 15  | Charlie TAYLOR   | 1  | -  | 1 | 1 | 1 | 2 | 4 | 3 | 8 | 2  | 4  | 1  | -  | -  | -  |
| 9   | Paul GRIFFITHS   | -  | 1  | 3 | 5 | 6 | 5 | 3 | 1 | 2 | -  | -  | -  | -  | 1  | -  |
| 11  | Tim MASON        | -  | 1  | - | - | - | - | 1 | 3 | 1 | 1  | 1  | -  | -  | -  | -  |
| 14  | Phil SQUIRES     | -  | -  | - | 1 | 2 | 3 | 6 | 6 | 6 | 3  | -  | -  | -  | -  | -  |
| 8   | John WORTHING    | -  | -  | - | - | 1 | - | - | - | - | -  | -  | 1  | 3  | 2  | 1  |
| 28  | Simon TYSOE      | -  | -  | - | - | - | 1 | 4 | 1 | 2 | 5  | 4  | 2  | 1  | 1  | 1  |
| 16  | Geoff CRABTREE   | -  | -  | - | - | - | 1 | - | 1 | 4 | 12 | 2  | 4  | 2  | -  | -  |
| 24  | Tim JONES        | -  | -  | - | - | - | - | 1 | - | 1 | -  | -  | -  | -  | -  | -  |
| 20  | Ken FORSTER      | -  | -  | - | - | - | - | - | 1 | 1 | 1  | 2  | 5  | 5  | 2  | 3  |
| 23  | Will ONIONS      | -  | -  | - | - | - | - | - | - | 1 | -  | 10 | 6  | 3  | 3  | 2  |
| 17  | Graham SAMUEL    | -  | -  | - | - | - | - | - | - | 1 | -  | 1  | 1  | 7  | 4  | 3  |
| 26  | Adrian YOUNG     | -  | -  | - | - | - | - | - | - | 1 | -  | -  | -  | 1  | -  | 2  |
| 4   | Steve PEREZ      | -  | -  | - | - | - | - | - | - | - | 1  | -  | -  | -  | -  | -  |
| 32  | Andrew SIDDAL    | -  | -  | - | - | - | - | - | - | - | -  | 1  | 1  | 2  | 3  | -  |
| 42  | Bob BEAN         | -  | -  | - | - | - | - | - | - | - | -  | -  | 2  | 2  | 2  | 4  |
| 10  | Craig SALTER     | -  | -  | - | - | - | - | - | - | - | -  | -  | 2  | 2  | 2  | 1  |
| 21  | Derek BELBIN     | -  | -  | - | - | - | - | - | - | - | -  | -  | -  | 3  | 1  | -  |
| 30  | Roger KILTY      | -  | -  | - | - | - | - | - | - | - | -  | -  | -  | 2  | 1  | 1  |
| 22  | Ian RIX          | -  | -  | - | - | - | - | - | - | - | -  | -  | -  | 1  | 3  | 3  |
| 12  | Martin HEALER    | -  | -  | - | - | - | - | - | - | - | -  | -  | -  | -  | 2  | 2  |

Note: where more than one competitor has the same stage time, they are all credited with the same stage position.



# Roger Albert Clark Rally

16th-19th November 2007

## Final Time Chart



Competitors in order of time taken on each stage

| Posn | Stage |     |     |     |     |     |     |     |     |     |     |     |     |     |     |     |     |     |     |     |     |     |
|------|-------|-----|-----|-----|-----|-----|-----|-----|-----|-----|-----|-----|-----|-----|-----|-----|-----|-----|-----|-----|-----|-----|
|      | 1     | 2   | 3   | 4   | 5   | 6   | 7   | 8   | 9   | 10  | 11  | 12  | 13  | 14  | 15  | 16  | 17  | 18  | 19  | 20  | 21  | 22  |
| 1    | 3=    | 3   | 5   | 5   | 5   | 5   | 7   | 7   | 2   | 7   | 5   | 5   | 7   | 1=  | 1   | 1=  | 7   | 7   | 5   | 7   | 7   | 7   |
| 2    | 5=    | 7   | 1   | 1   | 1   | 1   | 5   | 5=  | 1   | 2   | 7   | 1   | 5   | 5=  | 7   | 7=  | 1   | 1   | 7   | 1=  | 1   | 1   |
| 3    | 6=    | 1   | 2=  | 2   | 2   | 7   | 6   | 11= | 5   | 1   | 1   | 3=  | 1   | 6=  | 9   | 5   | 5   | 5   | 1   | 5=  | 5   | 5   |
| 4    | 7=    | 2=  | 7=  | 6   | 6   | 2   | 1   | 1=  | 14  | 5   | 6   | 15= | 2   | 7=  | 5   | 9   | 9   | 9   | 2   | 9=  | 9   | 2   |
| 5    | 15=   | 15= | 3=  | 7   | 9   | 9   | 2   | 6=  | 15  | 6   | 2   | 2=  | 9   | 3   | 2   | 3   | 3   | 3   | 9   | 2   | 2   | 9   |
| 6    | 2     | 14  | 6=  | 9   | 3   | 3=  | 9   | 9   | 9   | 3   | 9   | 6=  | 3   | 2=  | 3   | 2   | 2   | 6   | 6   | 3=  | 3=  | 6   |
| 7    | 14=   | 6=  | 9   | 11  | 7=  | 6=  | 3   | 3=  | 3=  | 14= | 3=  | 14= | 28  | 15= | 6   | 6=  | 6   | 2   | 15  | 15= | 14= | 14  |
| 8    | 28=   | 9=  | 11  | 3=  | 14= | 11  | 11  | 14= | 6=  | 15= | 15= | 9   | 14  | 28= | 28  | 28= | 14  | 14  | 3   | 6=  | 6   | 3=  |
| 9    | 11=   | 24= | 15  | 15= | 15  | 14= | 14  | 28= | 28  | 9   | 14  | 7=  | 15  | 9=  | 14  | 16  | 15  | 15  | 14= | 14= | 23  | 15= |
| 10   | 20=   | 4=  | 14  | 14  | 28  | 16= | 16  | 16  | 16  | 16= | 28  | 26= | 16  | 14= | 15  | 14  | 16  | 16  | 16= | 16= | 15  | 16  |
| 11   | 24=   | 5=  | 23  | 28  | 11  | 15  | 15= | 15  | 17  | 28= | 23  | 28= | 23  | 23= | 16  | 15  | 23  | 23  | 23  | 23  | 16  | 23  |
| 12   | 1=    | 11= | 16= | 16  | 16  | 32  | 28= | 2   | 20  | 17  | 16  | 20  | 20  | 32= | 23  | 23  | 42  | 20  | 10  | 42  | 10  | 20  |
| 13   | 8=    | 28= | 28= | 8   | 23  | 28  | 8=  | 20  | 23  | 21  | 42  | 16= | 17  | 8=  | 32  | 20  | 32  | 42  | 17= | 17  | 20  | 10= |
| 14   | 9=    | 20  | 8   | 23  | 42  | 23  | 10= | 17  | 8=  | 20  | 32  | 21= | 32  | 16= | 17  | 32  | 10  | 12= | 30= | 10= | 42  | 17= |
| 15   | 22=   | 26= | 42  | 10= | 20  | 8   | 17  | 23  | 21= | 23  | 26  | 23= | 12  | 21= | 20  | 17  | 20  | 17= | 12  | 30= | 17  | 30  |
| 16   | 32    | 42= | 24  | 42= | 10= | 10= | 20  | 12= | 10  | 25  | 20  | 10  | 8   | 30= | 42  | 30= | 12  | 10  | 20= | 21  | 30  | 42  |
| 17   | 26    | 10  | 32  | 17  | 17= | 17= | 32  | 22= | 12  | 8   | 8   | 8=  | 10  | 10= | 12  | 42= | 17  | 21  | 25= | 20  | 26  | 26  |
| 18   | 10=   | 22  | 20  | 26  | 21  | 20  | 23  | 8   | 32  | 32  | 12  | 12= | 6   | 17= | 22  | 12  | 21= | 41  | 42  | 12= | 25  | 12  |
| 19   | 12=   | 25  | 10  | 20  | 26  | 12  | 26  | 26  | 25  | 10= | 17  | 17= | 21= | 20= | 26  | 21  | 22= | 25  | 21  | 25= | 32  | 25  |
| 20   | 25=   | 16= | 12  | 21= | 32  | 21  | 22  | 10  | 42  | 42= | 10  | 32= | 30= | 22= | 21  | 10  | 41= | 22  | 22  | 26  | 22  | 32  |
| 21   | 42=   | 17= | 21  | 41= | 22  | 22  | 12  | 32  | 22  | 12  | 22  | 41= | 26  | 42= | 10  | 26  | 25  | 26  | 32  | 32  | 35  | 21  |
| 22   | 4     | 21= | 4=  | 32  | 41  | 26  | 42  | 21  | 35  | 22  | 21  | 42= | 22  | 26  | 25  | 22  | 30  | 35  | 26  | 22  | 27  | 35  |
| 23   | 21    | 23= | 22= | 22  | 25  | 41  | 25  | 25  | 41  | 35  | 30  | 30  | 42  | 27  | 35  | 25  | 27  | 27  | 35  | 41  | 41  | 22  |
| 24   | 17    | 41  | 17  | 12= | 12  | 42  | 41  | 41  | 27  | 41  | 41  | 22= | 27  | 41  | 27  | 41  | 26  | 31  | 41  | 35  | 31  | 41  |
| 25   | 16=   | 12  | 26  | 25= | 27  | 25  | 35  | 42  | 31  | 27  | 25  | 27= | 41  | 25= | 8   | 27  | 35  | 43  | 27  | 27  | 43  | 27  |
| 26   | 41=   | 27  | 25  | 4   | 35  | 27  | 27  | 27  | 43  | 31  | 27  | 25  | 25  | 35= | 43  | 35  | 31  | 30  | 31  | 31  | 12= | 31  |
| 27   | 27    | 8=  | 41  | 27  | 31  | 35  | 31  | 35  | 7   | 43  | 35  | 35  | 35  | 12  | 30  | 31  | 43  | 32  | 43  | 43  | 21= | 43  |
| 28   | 23    | 35= | 27= | 35  | 33  | 31  | 43  | 43  | 30  | 30  | 31  | 31  | 31  | 31  | 31= | 43  | 28  | 28  | 28  | 28  | 28  | 28  |
| 29   | 31    | 32  | 35= | 33  | 43  | 43  | 21  | 31  | 26  | 26  | 43  | 43  | 43  | 43  | 41= | 8   | 8   | 8   | 8   | 8   | 8   | 8   |
| 30   | 33    | 31  | 33  | 43  | 8   | 30  | 30  | 30  | 33  | 33  |     |     |     |     |     |     |     |     |     |     |     |     |
| 31   | 35    | 43  | 31  | 31  | 30  | 33  | 33  | 33  |     |     |     |     |     |     |     |     |     |     |     |     |     |     |
| 32   | 43    | 33  | 43  | 30  |     |     |     |     |     |     |     |     |     |     |     |     |     |     |     |     |     |     |
| 33   | 30    | 30  | 30  |     |     |     |     |     |     |     |     |     |     |     |     |     |     |     |     |     |     |     |





# Roger Albert Clark Rally

16th-19th November 2007

## Final Time Chart



Competitors in order of time taken on each stage

| Posn | Stage |    |     |     |    |     |
|------|-------|----|-----|-----|----|-----|
|      | 23    | 24 | 25  | 26  | 27 | 28  |
| 1    | 7     | 5= | 7   | 7   | 7  | 7   |
| 2    | 1     | 7= | 5   | 1   | 5  | 5   |
| 3    | 5     | 1  | 6   | 9   | 1  | 9   |
| 4    | 6=    | 6  | 2   | 2   | 2  | 2   |
| 5    | 9=    | 2  | 3   | 14  | 9  | 8   |
| 6    | 14    | 3  | 16  | 6   | 6  | 6   |
| 7    | 3     | 9  | 15  | 3=  | 14 | 3   |
| 8    | 2     | 14 | 20  | 5=  | 3  | 14= |
| 9    | 16    | 15 | 17  | 15  | 15 | 15= |
| 10   | 20=   | 16 | 1   | 16  | 16 | 16  |
| 11   | 28=   | 28 | 23  | 20  | 20 | 28  |
| 12   | 15    | 23 | 28  | 23  | 23 | 23  |
| 13   | 17    | 20 | 26  | 17  | 17 | 20= |
| 14   | 23    | 17 | 12= | 28  | 22 | 22= |
| 15   | 22    | 22 | 22= | 22  | 28 | 42  |
| 16   | 8=    | 8  | 25= | 32  | 8  | 25  |
| 17   | 42=   | 10 | 42= | 8=  | 32 | 21= |
| 18   | 26    | 26 | 21  | 26= | 26 | 26= |
| 19   | 12    | 32 | 32  | 42  | 42 | 32  |
| 20   | 32    | 42 | 8   | 21= | 21 | 1   |
| 21   | 21=   | 30 | 35  | 25= | 41 | 35  |
| 22   | 25=   | 25 | 41  | 30  | 25 | 30  |
| 23   | 10=   | 21 | 27  | 41  | 30 | 27  |
| 24   | 30=   | 12 | 14  | 35  | 35 | 43  |
| 25   | 35    | 35 | 31  | 27  | 27 | 41  |
| 26   | 41    | 41 | 43  | 31  | 31 | 17  |
| 27   | 27    | 27 | 9   | 43  | 43 | 31  |
| 28   | 31    | 31 | 30  |     |    |     |
| 29   | 43    | 43 |     |     |    |     |





# Roger Albert Clark Rally

16th-19th November 2007

## Final Stage Chart



Cumulative positions after each stage (including all additional penalties)

| Posn | Stage |    |    |    |    |    |    |    |    |    |    |    |    |    |    |    |    |    |    |    |    |    |
|------|-------|----|----|----|----|----|----|----|----|----|----|----|----|----|----|----|----|----|----|----|----|----|
|      | 1     | 2  | 3  | 4  | 5  | 6  | 7  | 8  | 9  | 10 | 11 | 12 | 13 | 14 | 15 | 16 | 17 | 18 | 19 | 20 | 21 | 22 |
| 1    | 3=    | 3  | 5  | 5  | 5  | 5  | 5  | 5  | 5  | 5  | 5  | 5  | 5  | 5  | 5  | 5  | 5  | 1  | 5  | 5  | 5  | 5  |
| 2    | 5=    | 7  | 3  | 2  | 1  | 1  | 1  | 7  | 1  | 1  | 1  | 1  | 1  | 1  | 1  | 1  | 1  | 5  | 1  | 1  | 1  | 1  |
| 3    | 6=    | 15 | 7  | 1  | 2  | 2  | 7  | 1  | 2  | 2  | 2  | 2  | 2  | 2  | 2  | 2  | 2  | 2  | 2  | 2  | 2  | 2  |
| 4    | 7=    | 2  | 2  | 7  | 6  | 7  | 2  | 6  | 6  | 6  | 6  | 6  | 9  | 9  | 9  | 9  | 9  | 9  | 9  | 9  | 9  | 9  |
| 5    | 15=   | 6  | 1  | 6  | 7  | 6  | 6  | 2  | 9  | 9  | 9  | 9  | 6  | 6  | 3  | 3  | 3  | 3  | 3  | 3  | 3  | 7  |
| 6    | 2     | 5  | 6  | 3  | 3  | 3  | 9  | 9  | 3  | 3  | 3  | 3  | 3  | 3  | 6  | 6  | 6  | 6  | 6  | 6  | 6  | 3  |
| 7    | 14=   | 14 | 15 | 9  | 9  | 9  | 3  | 3  | 14 | 14 | 15 | 15 | 15 | 15 | 15 | 15 | 15 | 14 | 7  | 7  | 7  | 6  |
| 8    | 28=   | 1  | 9  | 15 | 15 | 15 | 11 | 11 | 15 | 15 | 14 | 14 | 14 | 14 | 14 | 14 | 14 | 7  | 15 | 15 | 15 | 15 |
| 9    | 11=   | 28 | 14 | 11 | 14 | 11 | 15 | 14 | 28 | 28 | 28 | 28 | 28 | 28 | 28 | 28 | 7  | 15 | 14 | 14 | 14 | 14 |
| 10   | 20=   | 24 | 11 | 14 | 11 | 14 | 14 | 15 | 16 | 16 | 16 | 16 | 16 | 7  | 7  | 7  | 16 | 16 | 16 | 16 | 16 | 16 |
| 11   | 24=   | 11 | 28 | 28 | 28 | 28 | 28 | 28 | 20 | 20 | 7  | 7  | 7  | 16 | 16 | 16 | 23 | 23 | 23 | 23 | 23 | 23 |
| 12   | 1=    | 20 | 24 | 16 | 16 | 16 | 16 | 16 | 23 | 23 | 23 | 23 | 23 | 23 | 23 | 23 | 20 | 20 | 20 | 20 | 20 | 20 |
| 13   | 8=    | 9  | 20 | 42 | 42 | 23 | 23 | 23 | 17 | 17 | 20 | 20 | 20 | 20 | 20 | 20 | 28 | 17 | 17 | 17 | 17 | 17 |
| 14   | 9=    | 22 | 42 | 8  | 23 | 20 | 10 | 20 | 10 | 7  | 17 | 17 | 17 | 17 | 17 | 17 | 17 | 10 | 10 | 10 | 10 | 10 |
| 15   | 22=   | 26 | 8  | 23 | 20 | 10 | 20 | 10 | 32 | 10 | 10 | 10 | 10 | 10 | 32 | 32 | 32 | 42 | 42 | 42 | 42 | 42 |
| 16   | 32    | 4  | 10 | 20 | 10 | 42 | 17 | 17 | 7  | 32 | 32 | 32 | 32 | 32 | 10 | 10 | 10 | 12 | 12 | 12 | 22 | 22 |
| 17   | 26    | 10 | 16 | 10 | 26 | 17 | 26 | 26 | 22 | 22 | 42 | 42 | 42 | 42 | 42 | 42 | 42 | 22 | 22 | 22 | 25 | 25 |
| 18   | 10=   | 42 | 23 | 26 | 17 | 26 | 32 | 32 | 42 | 42 | 22 | 22 | 12 | 12 | 12 | 12 | 12 | 25 | 25 | 25 | 12 | 12 |
| 19   | 12=   | 25 | 22 | 17 | 21 | 32 | 42 | 22 | 12 | 12 | 12 | 12 | 22 | 22 | 22 | 22 | 22 | 32 | 32 | 32 | 32 | 32 |
| 20   | 25=   | 12 | 4  | 21 | 22 | 21 | 22 | 42 | 25 | 25 | 25 | 25 | 25 | 25 | 25 | 25 | 25 | 28 | 21 | 21 | 21 | 21 |
| 21   | 42=   | 21 | 26 | 22 | 32 | 22 | 12 | 12 | 41 | 41 | 41 | 41 | 41 | 41 | 8  | 21 | 21 | 21 | 35 | 35 | 35 | 35 |
| 22   | 4     | 17 | 12 | 32 | 41 | 12 | 41 | 41 | 8  | 8  | 8  | 8  | 8  | 8  | 21 | 35 | 35 | 35 | 27 | 27 | 27 | 27 |
| 23   | 21    | 8  | 32 | 12 | 12 | 41 | 25 | 25 | 35 | 35 | 35 | 35 | 35 | 35 | 35 | 27 | 27 | 27 | 41 | 41 | 41 | 41 |
| 24   | 17    | 16 | 21 | 41 | 25 | 25 | 27 | 27 | 27 | 27 | 21 | 21 | 21 | 21 | 27 | 41 | 41 | 41 | 28 | 26 | 26 | 26 |
| 25   | 16=   | 41 | 17 | 4  | 27 | 27 | 35 | 35 | 21 | 21 | 27 | 27 | 27 | 27 | 41 | 8  | 26 | 26 | 26 | 28 | 28 | 28 |
| 26   | 41=   | 32 | 25 | 25 | 35 | 35 | 8  | 8  | 26 | 26 | 26 | 26 | 26 | 26 | 26 | 8  | 8  | 43 | 43 | 43 | 31 | 31 |
| 27   | 27    | 23 | 41 | 27 | 8  | 8  | 21 | 21 | 43 | 43 | 43 | 43 | 43 | 43 | 43 | 43 | 43 | 43 | 31 | 31 | 31 | 43 |
| 28   | 23    | 27 | 27 | 35 | 33 | 43 | 43 | 43 | 31 | 31 | 31 | 31 | 31 | 31 | 31 | 31 | 31 | 31 | 8  | 8  | 8  | 8  |
| 29   | 31    | 31 | 35 | 33 | 43 | 31 | 31 | 31 | 33 | 33 | 30 | 30 | 30 | 30 | 30 | 30 | 30 | 30 | 30 | 30 | 30 | 30 |
| 30   | 33    | 35 | 31 | 43 | 31 | 33 | 33 | 33 | 30 | 30 |    |    |    |    |    |    |    |    |    |    |    |    |
| 31   | 35    | 43 | 43 | 31 | 30 | 30 | 30 | 30 |    |    |    |    |    |    |    |    |    |    |    |    |    |    |
| 32   | 43    | 33 | 33 | 30 |    |    |    |    |    |    |    |    |    |    |    |    |    |    |    |    |    |    |
| 33   | 30    | 30 | 30 |    |    |    |    |    |    |    |    |    |    |    |    |    |    |    |    |    |    |    |







# Roger Albert Clark Rally

16th-19th November 2007

## Final Stage Chart



Cumulative positions after each stage (including all additional penalties)

| Posn | Stage |    |    |    |    |    |
|------|-------|----|----|----|----|----|
|      | 23    | 24 | 25 | 26 | 27 | 28 |
| 1    | 5     | 5  | 5  | 5  | 5  | 5  |
| 2    | 1     | 1  | 1  | 1  | 1  | 1  |
| 3    | 2     | 2  | 2  | 2  | 2  | 2  |
| 4    | 9     | 9  | 7  | 7  | 7  | 7  |
| 5    | 7     | 7  | 6  | 6  | 6  | 6  |
| 6    | 3     | 6  | 3  | 3  | 3  | 3  |
| 7    | 6     | 3  | 15 | 15 | 15 | 15 |
| 8    | 14    | 14 | 14 | 14 | 14 | 14 |
| 9    | 15    | 15 | 9  | 9  | 9  | 9  |
| 10   | 16    | 16 | 16 | 16 | 16 | 16 |
| 11   | 23    | 23 | 23 | 23 | 23 | 23 |
| 12   | 20    | 20 | 20 | 20 | 20 | 20 |
| 13   | 17    | 17 | 17 | 17 | 17 | 17 |
| 14   | 10    | 10 | 42 | 42 | 42 | 42 |
| 15   | 42    | 42 | 22 | 22 | 22 | 22 |
| 16   | 22    | 22 | 25 | 25 | 25 | 25 |
| 17   | 12    | 25 | 12 | 32 | 32 | 32 |
| 18   | 25    | 12 | 32 | 21 | 21 | 21 |
| 19   | 32    | 32 | 21 | 35 | 35 | 35 |
| 20   | 21    | 21 | 35 | 27 | 41 | 27 |
| 21   | 35    | 35 | 27 | 41 | 27 | 26 |
| 22   | 27    | 27 | 41 | 26 | 26 | 41 |
| 23   | 41    | 41 | 26 | 28 | 28 | 28 |
| 24   | 26    | 26 | 28 | 31 | 31 | 31 |
| 25   | 28    | 28 | 31 | 43 | 43 | 43 |
| 26   | 31    | 31 | 43 | 8  | 8  | 8  |
| 27   | 43    | 43 | 8  | 30 | 30 | 30 |
| 28   | 8     | 8  | 30 |    |    |    |
| 29   | 30    | 30 |    |    |    |    |

Issued at 15:50 on 19 November 2007

17 Results by Tynemouth Computer Services





# Roger Albert Clark Open Rally

16th-19th November 2007

Final Award Winners



| Pos   | No. | Driver/Co-Driver              | Class | Vehicle            | Total Time | Diff. Leader | Overall Pos |
|---|-----|-------------------------------|-------|--------------------|------------|--------------|-------------|
| <b>Overall Awards</b>                                     |     |                               |       |                    |            |              |             |
| 1   | 51  | Richard HILL/Patrick COOPER   | E3    | Ford Escort        | 3:13:10    |              | 1           |
| 2   | 53  | Brian LAWLOR/Peter KAVANAGH   | E4    | Ford Escort Mk2    | 3:23:48    | 10:38        | 2           |
| <b>Class E1</b>   |     |                               |       |                    |            |              |             |
| No finisher eligible                                      |     |                               |       |                    |            |              |             |
| <b>Class E2</b>   |     |                               |       |                    |            |              |             |
| 1   | 54  | Andy MADGE/Pat COOPER         | E2    | Toyota Corolla GT  | 4:00:07    |              | 6           |
| 2   | 63  | John TAYLOR/Lindsey WATSON    | E2    | Ford Escort RS1600 | 4:04:14    | 4:07         | 8           |
| <b>Class E3</b>   |     |                               |       |                    |            |              |             |
| 1   | 62  | Alan GARDINER/Robin NICHOLSON | E3    | Ford Escort MK2    | 3:30:52    |              | 3           |
| 2   | 52  | Dave HEMINGWAY/Simon ASHTON   | E3    | Ford Escort        | 3:31:23    | 0:31         | 4           |
| <b>Class E4</b>   |     |                               |       |                    |            |              |             |
| No finisher eligible                                      |     |                               |       |                    |            |              |             |
| <b>Award - Spirit of the Rally</b>                        |     |                               |       |                    |            |              |             |
| Presented to a competitor in the Roger Albert Clark Rally |     |                               |       |                    |            |              |             |

## Final Results

| Pos | No. | Driver/Co-driver              | Class | Class Posn. | Vehicle            | Stage Times | Penalties | Total Time | Diff. Leader |
|-----|-----|-------------------------------|-------|-------------|--------------------|-------------|-----------|------------|--------------|
| 1   | 51  | Richard HILL/Patrick COOPER   | E3    | 1           | Ford Escort        | 3:13:10     |           | 3:13:10    |              |
| 2   | 53  | Brian LAWLOR/Peter KAVANAGH   | E4    | 1           | Ford Escort Mk2    | 3:23:48     |           | 3:23:48    | 10:38        |
| 3   | 62  | Alan GARDINER/Robin NICHOLSON | E3    | 2           | Ford Escort MK2    | 3:30:52     |           | 3:30:52    | 17:42        |
| 4   | 52  | Dave HEMINGWAY/Simon ASHTON   | E3    | 3           | Ford Escort        | 3:31:23     |           | 3:31:23    | 18:13        |
| 5   | 56  | Steve BLUNT/Duck ROBERT       | E3    | 4           | Ford Fiesta ST     | 3:50:12     |           | 3:50:12    | 37:02        |
| 6   | 54  | Andy MADGE/Pat COOPER         | E2    | 1           | Toyota Corolla GT  | 4:00:07     |           | 4:00:07    | 46:57        |
| 7   | 64  | Garry PRESTON/Mike SONES      | E3    | 5           | Ford Escort RS2000 | 4:03:17     |           | 4:03:17    | 50:07        |
| 8   | 63  | John TAYLOR/Lindsey WATSON    | E2    | 2           | Ford Escort RS1600 | 4:04:14     |           | 4:04:14    | 51:04        |
| 9   | 60  | Malc HAGUE/Dave READ          | E2    | 3           | Ford Escort        | 5:33:54     |           | 5:33:54    | 140:44       |

## Final Results by Competition Number

| No. | Pos | Entrant Driver/Co-driver      | Class | Class Posn. | Vehicle                | Stage Times       | Penalties | Total Time | Diff. Leader |
|-----|-----|-------------------------------|-------|-------------|------------------------|-------------------|-----------|------------|--------------|
| 51  | 1   | Richard HILL/Patrick COOPER   | E3    | 1           | Ford Escort            | 3:13:10           |           | 3:13:10    |              |
| 52  | 4   | Dave HEMINGWAY/Simon ASHTON   | E3    | 3           | Ford Escort            | 3:31:23           |           | 3:31:23    | 18:13        |
| 53  | 2   | Brian LAWLOR/Peter KAVANAGH   | E4    | 1           | Ford Escort Mk2        | 3:23:48           |           | 3:23:48    | 10:38        |
| 54  | 6   | Andy MADGE/Pat COOPER         | E2    | 1           | Toyota Corolla GT      | 4:00:07           |           | 4:00:07    | 46:57        |
| 55  |     | Kevin JEFFRAY/Joe PARSONS     | E4    |             | Subaru Impreza Sti RWD | Went off SS27     |           |            |              |
| 56  | 5   | Steve BLUNT/Duck ROBERT       | E3    | 4           | Ford Fiesta ST         | 3:50:12           |           | 3:50:12    | 37:02        |
| 57  |     | Stephen FRENCH/Colin BOOTH    | E3    |             | Hillman Avenger        | Mechanical SS23   |           |            |              |
| 58  |     | Phil JOBSON/Caroline LODGE    | E2    |             | Ford Escort Mk2        | Went off SS27     |           |            |              |
| 60  | 9   | <b>Rally School.Co.Uk</b>     |       |             |                        |                   |           |            |              |
|     |     | Malc HAGUE/Dave READ          | E2    | 3           | Ford Escort            | 5:33:54           |           | 5:33:54    | 140:44       |
| 61  |     | Mark FOWLER/Chris DEWSNAP     | E4    |             | Opel Manta 400         | Gearbox after SS7 |           |            |              |
| 62  | 3   | Alan GARDINER/Robin NICHOLSON | E3    | 2           | Ford Escort MK2        | 3:30:52           |           | 3:30:52    | 17:42        |
| 63  | 8   | John TAYLOR/Lindsey WATSON    | E2    | 2           | Ford Escort RS1600     | 4:04:14           |           | 4:04:14    | 51:04        |
| 64  | 7   | Garry PRESTON/Mike SONES      | E3    | 5           | Ford Escort RS2000     | 4:03:17           |           | 4:03:17    | 50:07        |

Issued at 15:10 on 19 November 2007

1

Results by Tynemouth Computer Services





# Roger Albert Clark Open Rally

16th-19th November 2007

## Final Stage Times



| No. | Driver         | Class | SS 1          | SS 2          | SS 3       | SS 4    | SS 5       | SS 6       | SS 7    | SS 8              | SS 9        | SS 10       |
|-----|----------------|-------|---------------|---------------|------------|---------|------------|------------|---------|-------------------|-------------|-------------|
|     |                |       | Temple Newm.1 | Temple Newm.2 | Flainsey 1 | Dalby 1 | Langdale 1 | Flainsey 2 | Dalby 2 | Langdale 2        | Greystoke 1 | Greystoke 2 |
| 51  | Richard HILL   | E3    | 2:21          | 2:17          | 5:25       | 9:36    | 7:52       | 5:24       | 9:30    | 7:45              | 8:47        | 8:47        |
| 52  | Dave HEMINGWAY | E3    | 2:19          | 2:15          | 5:47       | 9:47    | 8:05       | 6:03       | 9:37    | 7:56              | 9:55        | 10:44       |
| 53  | Brian LAWLOR   | E4    | 2:24          | 2:19          | 5:47       | 10:14   | 8:12       | 5:38       | 9:41    | 7:58              | 9:07        | 9:07        |
| 54  | Andy MADGE     | E2    | 2:28          | 2:25          | 6:02       | 10:28   | 8:30       | 5:52       | 10:18   | 8:28              | 20:17       | 19:54       |
| 55  | Kevin JEFFRAY  | E4    | 2:30          | 2:25          | 5:50       | 10:24   | 8:36       | 5:52       | 12:34   | 8:42              | 9:57        | 19:07       |
| 56  | Steve BLUNT    | E3    | 2:25          | 2:21          | 5:49       | 10:22   | 15:00      | 6:04       | 10:18   | 10:19             | 9:37        | 9:43        |
| 57  | Stephen FRENCH | E3    | 2:21          | 2:19          | 5:37       | 9:48    | 8:00       | 15:24      | 19:30   | 17:45             | 18:47       | 18:47       |
| 58  | Phil JOBSON    | E2    | 2:27          | 2:23          | 6:09       | 10:22   | 8:31       | 6:15       | 10:12   | 8:42              | 10:17       | 9:54        |
| 60  | Malc HAGUE     | E2    | 2:20          | 2:20          | 5:52       | 10:54   | 18:30      | 15:52      | 20:12   | 18:28             | 20:17       | 19:54       |
| 61  | Mark FOWLER    | E4    | 2:27          | 2:26          | 6:17       | 10:51   | 9:10       | 6:08       | 10:33   | Gearbox after SS7 |             |             |
| 62  | Alan GARDINER  | E3    | 2:22          | 2:17          | 6:02       | 10:14   | 8:19       | 5:50       | 10:08   | 8:15              | 9:48        | 9:39        |
| 63  | John TAYLOR    | E2    | 2:32          | 2:37          | 6:23       | 10:56   | 8:44       | 6:18       | 10:42   | 8:39              | 10:26       | 10:37       |
| 64  | Garry PRESTON  | E3    | 2:44          | 2:39          | 7:17       | 11:50   | 9:32       | 7:06       | 11:32   | 9:23              | 10:57       | 10:45       |

## Final Stage Times

| No. | Driver         | Class | SS 11             | SS 12       | SS 13 | SS 14       | SS 15      | SS 16         | SS 17      | SS 18      | SS 19      | SS 20         |
|-----|----------------|-------|-------------------|-------------|-------|-------------|------------|---------------|------------|------------|------------|---------------|
|     |                |       | Ae 1              | Heathhall 1 | Ae 2  | Heathhall 2 | Twiglees 1 | Castle O'er 1 | Ash Park 1 | Kershope 1 | Twiglees 2 | Castle O'er 2 |
| 51  | Richard HILL   | E3    | 8:05              | 1:12        | 7:57  | 1:09        | 9:21       | 5:27          | 5:23       | 9:26       | 9:34       | 5:40          |
| 52  | Dave HEMINGWAY | E3    | 9:12              | 1:12        | 8:38  | 1:12        | 10:06      | 6:03          | 5:56       | 10:10      | 10:57      | 7:01          |
| 53  | Brian LAWLOR   | E4    | 8:33              | 1:15        | 8:22  | 1:12        | 9:54       | 5:50          | 5:36       | 9:57       | 10:10      | 6:04          |
| 54  | Andy MADGE     | E2    | 9:02              | 1:18        | 8:48  | 1:16        | 10:19      | 6:07          | 6:13       | 10:40      | 16:42      | 6:25          |
| 55  | Kevin JEFFRAY  | E4    | 9:42              | 1:17        | 9:27  | 1:16        | 11:01      | 6:28          | 6:22       | 10:56      | 20:10      | 16:04         |
| 56  | Steve BLUNT    | E3    | 9:12              | 1:16        | 8:43  | 1:14        | 10:32      | 6:22          | 6:05       | 15:29      | 11:23      | 6:39          |
| 57  | Stephen FRENCH | E3    | 8:44              | 1:12        | 8:26  | 1:15        | 9:50       | 5:47          | 5:39       | 9:59       | 10:08      | 6:02          |
| 58  | Phil JOBSON    | E2    | 9:00              | 1:16        | 8:42  | 1:16        | 10:16      | 6:04          | 5:55       | 17:44      | 10:46      | 6:25          |
| 60  | Malc HAGUE     | E2    | 8:57              | 1:15        | 8:32  | 1:16        | 10:02      | 7:25          | 15:55      | 20:40      | 20:46      | 16:25         |
| 61  | Mark FOWLER    | E4    | Gearbox after SS7 |             |       |             |            |               |            |            |            |               |
| 62  | Alan GARDINER  | E3    | 8:50              | 1:15        | 8:37  | 1:15        | 10:20      | 6:12          | 6:04       | 10:25      | 10:31      | 6:23          |
| 63  | John TAYLOR    | E2    | 9:55              | 1:22        | 9:32  | 1:18        | 11:06      | 6:32          | 6:22       | 11:20      | 12:01      | 6:55          |
| 64  | Garry PRESTON  | E3    | 10:21             | 1:21        | 10:19 | 1:17        | 11:32      | 6:44          | 7:01       | 11:55      | 12:37      | 7:34          |

## Final Stage Times

| No. | Driver         | Class | SS 21             | SS 22      | SS 23           | SS 24       | SS 25       | SS 26         | SS 27       | SS 28 | Penalties |
|-----|----------------|-------|-------------------|------------|-----------------|-------------|-------------|---------------|-------------|-------|-----------|
|     |                |       | Ash Park 2        | Kershope 2 | Hopehouse 1     | Roughside 1 | Hopehouse 2 | Broomlynn 2   | Roughside 2 |       |           |
| 51  | Richard HILL   | E3    | 5:27              | 9:34       | 6:41            | 10:04       | 7:18        | 6:22          | 9:39        | 7:07  |           |
| 52  | Dave HEMINGWAY | E3    | 6:12              | 10:49      | 7:26            | 10:46       | 7:42        | 7:07          | 10:49       | 7:37  |           |
| 53  | Brian LAWLOR   | E4    | 5:53              | 10:33      | 7:01            | 10:37       | 7:43        | 6:50          | 10:23       | 7:28  |           |
| 54  | Andy MADGE     | E2    | 6:17              | 10:38      | 7:06            | 10:43       | 7:50        | 7:07          | 10:49       | 8:05  |           |
| 55  | Kevin JEFFRAY  | E4    | 15:53             | 20:33      | 7:18            | 11:33       | 8:05        | Went off SS27 |             |       |           |
| 56  | Steve BLUNT    | E3    | 6:28              | 11:27      | 7:16            | 11:06       | 8:05        | 7:22          | 11:19       | 8:16  |           |
| 57  | Stephen FRENCH | E3    | 5:51              | 10:15      | Mechanical SS23 |             |             |               |             |       |           |
| 58  | Phil JOBSON    | E2    | 6:44              | 10:45      | 7:08            | 10:39       | 7:52        | Went off SS27 |             |       |           |
| 60  | Malc HAGUE     | E2    | 16:17             | 20:38      | 7:10            | 10:51       | 7:47        | 7:01          | 10:35       | 7:43  |           |
| 61  | Mark FOWLER    | E4    | Gearbox after SS7 |            |                 |             |             |               |             |       |           |
| 62  | Alan GARDINER  | E3    | 6:12              | 10:42      | 7:10            | 10:33       | 7:49        | 7:02          | 10:39       | 7:59  |           |
| 63  | John TAYLOR    | E2    | 10:00             | 20:38      | 8:48            | 12:11       | 8:42        | 8:23          | 12:30       | 8:45  |           |
| 64  | Garry PRESTON  | E3    | 7:32              | 12:40      | 7:57            | 12:14       | 9:10        | 8:06          | 12:20       | 8:52  |           |



# Roger Albert Clark Open Rally

16th-19th November 2007

## Final Class Results



| Pos             | No. | Driver/Co-driver              | Class | Class Pos. | Vehicle            | Stage Times | Penalties | Total Time | Diff. Leader |
|-----------------|-----|-------------------------------|-------|------------|--------------------|-------------|-----------|------------|--------------|
| <b>Class E2</b> |     |                               |       |            |                    |             |           |            |              |
| 1               | 54  | Andy MADGE/Pat COOPER         | E2    | 1          | Toyota Corolla GT  | 4:00:07     |           | 4:00:07    |              |
| 2               | 63  | John TAYLOR/Lindsey WATSON    | E2    | 2          | Ford Escort RS1600 | 4:04:14     |           | 4:04:14    | 4:07         |
| 3               | 60  | Malc HAGUE/Dave READ          | E2    | 3          | Ford Escort        | 5:33:54     |           | 5:33:54    | 93:47        |
| <b>Class E3</b> |     |                               |       |            |                    |             |           |            |              |
| 1               | 51  | Richard HILL/Patrick COOPER   | E3    | 1          | Ford Escort        | 3:13:10     |           | 3:13:10    |              |
| 2               | 62  | Alan GARDINER/Robin NICHOLSON | E3    | 2          | Ford Escort MK2    | 3:30:52     |           | 3:30:52    | 17:42        |
| 3               | 52  | Dave HEMINGWAY/Simon ASHTON   | E3    | 3          | Ford Escort        | 3:31:23     |           | 3:31:23    | 18:13        |
| 4               | 56  | Steve BLUNT/Duck ROBERT       | E3    | 4          | Ford Fiesta ST     | 3:50:12     |           | 3:50:12    | 37:02        |
| 5               | 64  | Garry PRESTON/Mike SONES      | E3    | 5          | Ford Escort RS2000 | 4:03:17     |           | 4:03:17    | 50:07        |

## Final Class Results

| Pos             | No. | Driver/Co-driver            | Class | Class Pos. | Vehicle         | Stage Times | Penalties | Total Time | Diff. Leader |
|-----------------|-----|-----------------------------|-------|------------|-----------------|-------------|-----------|------------|--------------|
| <b>Class E4</b> |     |                             |       |            |                 |             |           |            |              |
| 1               | 53  | Brian LAWLOR/Peter KAVANAGH | E4    | 1          | Ford Escort Mk2 | 3:23:48     |           | 3:23:48    |              |

## Final Retirements and Exclusions

Listed by Competition Number

4 Retirements and Exclusions

| No. | Driver/Co-driver           | Class | Vehicle                | Stage | Reason            |
|-----|----------------------------|-------|------------------------|-------|-------------------|
| 55  | Kevin JEFFRAY/Joe PARSONS  | E4    | Subaru Impreza Sti RWD | 26    | Went off SS27     |
| 57  | Stephen FRENCH/Colin BOOTH | E3    | Hillman Avenger        | 23    | Mechanical SS23   |
| 58  | Phil JOBSON/Caroline LODGE | E2    | Ford Escort Mk2        | 26    | Went off SS27     |
| 61  | Mark FOWLER/Chris DEWSNAP  | E4    | Opel Manta 400         | 8     | Gearbox after SS7 |



# Roger Albert Clark Open Rally

16th-19th November 2007

## Final Ten Best Times on Each Stage



| SS 1 Temple Newm.1<br>Fastest speed 40.88 mph<br>Length 1.58miles  |           |      | SS 2 Temple Newm.2<br>Fastest speed 42.09 mph<br>Length 1.58miles |           |       | SS 3 Flainsey 1<br>Fastest speed 57.06 mph<br>Length 5.15miles  |           |       | SS 4 Dalby 1<br>Fastest speed 55.07 mph<br>Length 8.81miles      |           |       | SS 5 Langdale 1<br>Fastest speed 56.54 mph<br>Length 7.41miles     |           |       |
|--|-----------|------|---|-----------|-------|---|-----------|-------|--|-----------|-------|--|-----------|-------|
| No.  | Driver    | Time | No.   | Driver    | Time  | No.   | Driver    | Time  | No.  | Driver    | Time  | No.  | Driver    | Time  |
| 52   | Hemingway | 2:19 | 52  | Hemingway | 2:15  | 51  | Hill      | 5:25  | 51   | Hill      | 9:36  | 51   | Hill      | 7:52  |
| 60   | Hague     | 2:20 | 51=   | Hill      | 2:17  | 57  | French    | 5:37  | 52   | Hemingway | 9:47  | 57   | French    | 8:00  |
| 51=  | Hill      | 2:21 | 62=   | Gardiner  | 2:17  | 52=   | Hemingway | 5:47  | 57   | French    | 9:48  | 52   | Hemingway | 8:05  |
| 57=  | French    | 2:21 | 53=   | Lawlor    | 2:19  | 53=   | Lawlor    | 5:47  | 53=  | Lawlor    | 10:14 | 53   | Lawlor    | 8:12  |
| 62   | Gardiner  | 2:22 | 57=   | French    | 2:19  | 56  | Blunt     | 5:49  | 62=  | Gardiner  | 10:14 | 62   | Gardiner  | 8:19  |
| 53   | Lawlor    | 2:24 | 60  | Hague     | 2:20  | 55  | Jeffray   | 5:50  | 56=  | Blunt     | 10:22 | 54   | Madge     | 8:30  |
| 56   | Blunt     | 2:25 | 56  | Blunt     | 2:21  | 60  | Hague     | 5:52  | 58=  | Jobson    | 10:22 | 58   | Jobson    | 8:31  |
| 58=  | Jobson    | 2:27 | 58  | Jobson    | 2:23  | 54=   | Madge     | 6:02  | 55   | Jeffray   | 10:24 | 55   | Jeffray   | 8:36  |
| 61=  | Fowler    | 2:27 | 54=   | Madge     | 2:25  | 62=   | Gardiner  | 6:02  | 54   | Madge     | 10:28 | 63   | Taylor    | 8:44  |
| 54   | Madge     | 2:28 | 55=   | Jeffray   | 2:25  | 58  | Jobson    | 6:09  | 61   | Fowler    | 10:51 | 61   | Fowler    | 9:10  |
| SS 6 Flainsey 2<br>Fastest speed 57.24 mph<br>Length 5.15miles     |           |      | SS 7 Dalby 2<br>Fastest speed 55.65 mph<br>Length 8.81miles       |           |       | SS 8 Langdale 2<br>Fastest speed 57.39 mph<br>Length 7.41miles  |           |       | SS 9 Greystoke 1<br>Fastest speed 51.70 mph<br>Length 7.57miles  |           |       | SS 10 Greystoke 2<br>Fastest speed 51.70 mph<br>Length 7.57miles   |           |       |
| No.  | Driver    | Time | No.   | Driver    | Time  | No.   | Driver    | Time  | No.  | Driver    | Time  | No.  | Driver    | Time  |
| 51   | Hill      | 5:24 | 51  | Hill      | 9:30  | 51  | Hill      | 7:45  | 51   | Hill      | 8:47  | 51   | Hill      | 8:47  |
| 53   | Lawlor    | 5:38 | 52  | Hemingway | 9:37  | 52  | Hemingway | 7:56  | 53   | Lawlor    | 9:07  | 53   | Lawlor    | 9:07  |
| 62   | Gardiner  | 5:50 | 53  | Lawlor    | 9:41  | 53  | Lawlor    | 7:58  | 56   | Blunt     | 9:37  | 62   | Gardiner  | 9:39  |
| 54=  | Madge     | 5:52 | 62  | Gardiner  | 10:08 | 62  | Gardiner  | 8:15  | 62   | Gardiner  | 9:48  | 56   | Blunt     | 9:43  |
| 55=  | Jeffray   | 5:52 | 58  | Jobson    | 10:12 | 54  | Madge     | 8:28  | 52   | Hemingway | 9:55  | 58   | Jobson    | 9:54  |
| 52   | Hemingway | 6:03 | 54=   | Madge     | 10:18 | 63  | Taylor    | 8:39  | 55   | Jeffray   | 9:57  | 63   | Taylor    | 10:37 |
| 56   | Blunt     | 6:04 | 56=   | Blunt     | 10:18 | 55=   | Jeffray   | 8:42  | 58   | Jobson    | 10:17 | 52   | Hemingway | 10:44 |
| 61   | Fowler    | 6:08 | 61  | Fowler    | 10:33 | 58=   | Jobson    | 8:42  | 63   | Taylor    | 10:26 | 64   | Preston   | 10:45 |
| 58   | Jobson    | 6:15 | 63  | Taylor    | 10:42 | 64  | Preston   | 9:23  | 64   | Preston   | 10:57 | 57   | French    | 18:47 |
| 63   | Taylor    | 6:18 | 64  | Preston   | 11:32 | 56  | Blunt     | 10:19 | 57   | French    | 18:47 | 55   | Jeffray   | 19:07 |
| SS 11 Ae 1<br>Fastest speed 53.32 mph<br>Length 7.18miles          |           |      | SS 12 Heathhall 1<br>Fastest speed 33.86 mph<br>Length 0.68miles  |           |       | SS 13 Ae 2<br>Fastest speed 54.21 mph<br>Length 7.18miles       |           |       | SS 14 Heathhall 2<br>Fastest speed 35.34 mph<br>Length 0.68miles |           |       | SS 15 Twiglees 1<br>Fastest speed 54.75 mph<br>Length 8.53miles    |           |       |
| No.  | Driver    | Time | No.   | Driver    | Time  | No.   | Driver    | Time  | No.  | Driver    | Time  | No.  | Driver    | Time  |
| 51   | Hill      | 8:05 | 51=   | Hill      | 1:12  | 51  | Hill      | 7:57  | 51   | Hill      | 1:09  | 51   | Hill      | 9:21  |
| 53   | Lawlor    | 8:33 | 52=   | Hemingway | 1:12  | 53  | Lawlor    | 8:22  | 52=  | Hemingway | 1:12  | 57   | French    | 9:50  |
| 57   | French    | 8:44 | 57=   | French    | 1:12  | 57  | French    | 8:26  | 53=  | Lawlor    | 1:12  | 53   | Lawlor    | 9:54  |
| 62   | Gardiner  | 8:50 | 53=   | Lawlor    | 1:15  | 60  | Hague     | 8:32  | 56   | Blunt     | 1:14  | 60   | Hague     | 10:02 |
| 60   | Hague     | 8:57 | 60=   | Hague     | 1:15  | 62  | Gardiner  | 8:37  | 57=  | French    | 1:15  | 52   | Hemingway | 10:06 |
| 58   | Jobson    | 9:00 | 62=   | Gardiner  | 1:15  | 52  | Hemingway | 8:38  | 62=  | Gardiner  | 1:15  | 58   | Jobson    | 10:16 |
| 54   | Madge     | 9:02 | 56=   | Blunt     | 1:16  | 58  | Jobson    | 8:42  | 54=  | Madge     | 1:16  | 54   | Madge     | 10:19 |
| 52=  | Hemingway | 9:12 | 58=   | Jobson    | 1:16  | 56  | Blunt     | 8:43  | 55=  | Jeffray   | 1:16  | 62   | Gardiner  | 10:20 |
| 56=  | Blunt     | 9:12 | 55  | Jeffray   | 1:17  | 54  | Madge     | 8:48  | 58=  | Jobson    | 1:16  | 56   | Blunt     | 10:32 |
| 55   | Jeffray   | 9:42 | 54  | Madge     | 1:18  | 55  | Jeffray   | 9:27  | 60=  | Hague     | 1:16  | 55   | Jeffray   | 11:01 |
| SS 16 Castle O'er 1<br>Fastest speed 55.07 mph<br>Length 5.00miles |           |      | SS 17 Ash Park 1<br>Fastest speed 53.60 mph<br>Length 4.81miles   |           |       | SS 18 Kershope 1<br>Fastest speed 52.17 mph<br>Length 8.20miles |           |       | SS 19 Twiglees 2<br>Fastest speed 53.51 mph<br>Length 8.53miles  |           |       | SS 20 Castle O'er 2<br>Fastest speed 52.96 mph<br>Length 5.00miles |           |       |
| No.  | Driver    | Time | No.   | Driver    | Time  | No.   | Driver    | Time  | No.  | Driver    | Time  | No.  | Driver    | Time  |
| 51   | Hill      | 5:27 | 51  | Hill      | 5:23  | 51  | Hill      | 9:26  | 51   | Hill      | 9:34  | 51   | Hill      | 5:40  |
| 57   | French    | 5:47 | 53  | Lawlor    | 5:36  | 53  | Lawlor    | 9:57  | 57   | French    | 10:08 | 57   | French    | 6:02  |
| 53   | Lawlor    | 5:50 | 57  | French    | 5:39  | 57  | French    | 9:59  | 53   | Lawlor    | 10:10 | 53   | Lawlor    | 6:04  |
| 52   | Hemingway | 6:03 | 58  | Jobson    | 5:55  | 52  | Hemingway | 10:10 | 62   | Gardiner  | 10:31 | 62   | Gardiner  | 6:23  |
| 58   | Jobson    | 6:04 | 52  | Hemingway | 5:56  | 62  | Gardiner  | 10:25 | 58   | Jobson    | 10:46 | 54=  | Madge     | 6:25  |
| 54   | Madge     | 6:07 | 62  | Gardiner  | 6:04  | 54  | Madge     | 10:40 | 52   | Hemingway | 10:57 | 58=  | Jobson    | 6:25  |
| 62   | Gardiner  | 6:12 | 56  | Blunt     | 6:05  | 55  | Jeffray   | 10:56 | 56   | Blunt     | 11:23 | 56   | Blunt     | 6:39  |
| 56   | Blunt     | 6:22 | 54  | Madge     | 6:13  | 63  | Taylor    | 11:20 | 63   | Taylor    | 12:01 | 63   | Taylor    | 6:55  |
| 55   | Jeffray   | 6:28 | 55=   | Jeffray   | 6:22  | 64  | Preston   | 11:55 | 64   | Preston   | 12:37 | 52   | Hemingway | 7:01  |
| 63   | Taylor    | 6:32 | 63=   | Taylor    | 6:22  | 56  | Blunt     | 15:29 | 54   | Madge     | 16:42 | 64   | Preston   | 7:34  |





# Roger Albert Clark Open Rally

16th-19th November 2007

## Final Ten Best Times on Each Stage



| SS 21 Ash Park 2<br>Fastest speed 52.95 mph<br>Length 4.81miles  |           |       | SS 22 Kershope 2<br>Fastest speed 51.44 mph<br>Length 8.20miles   |           |       | SS 23 Hopehouse 1<br>Fastest speed 58.63 mph<br>Length 6.53miles |           |      | SS 24 Broomylinn 1<br>Fastest speed 52.81 mph<br>Length 8.86miles |           |       | SS 25 Roughside 1<br>Fastest speed 53.98 mph<br>Length 6.57miles |           |      |
|--|-----------|-------|---|-----------|-------|--|-----------|------|---|-----------|-------|--|-----------|------|
| No.  | Driver    | Time  | No.   | Driver    | Time  | No.  | Driver    | Time | No.   | Driver    | Time  | No.  | Driver    | Time |
| 51   | Hill      | 5:27  | 51  | Hill      | 9:34  | 51   | Hill      | 6:41 | 51  | Hill      | 10:04 | 51   | Hill      | 7:18 |
| 57   | French    | 5:51  | 57  | French    | 10:15 | 53   | Lawlor    | 7:01 | 62  | Gardiner  | 10:33 | 52   | Hemingway | 7:42 |
| 53   | Lawlor    | 5:53  | 53  | Lawlor    | 10:33 | 54   | Madge     | 7:06 | 53  | Lawlor    | 10:37 | 53   | Lawlor    | 7:43 |
| 52=  | Hemingway | 6:12  | 54  | Madge     | 10:38 | 58   | Jobson    | 7:08 | 58  | Jobson    | 10:39 | 60   | Hague     | 7:47 |
| 62=  | Gardiner  | 6:12  | 62  | Gardiner  | 10:42 | 60=  | Hague     | 7:10 | 54  | Madge     | 10:43 | 62   | Gardiner  | 7:49 |
| 54   | Madge     | 6:17  | 58  | Jobson    | 10:45 | 62=  | Gardiner  | 7:10 | 52  | Hemingway | 10:46 | 54   | Madge     | 7:50 |
| 56   | Blunt     | 6:28  | 52  | Hemingway | 10:49 | 56   | Blunt     | 7:16 | 60  | Hague     | 10:51 | 58   | Jobson    | 7:52 |
| 58   | Jobson    | 6:44  | 56  | Blunt     | 11:27 | 55   | Jeffray   | 7:18 | 56  | Blunt     | 11:06 | 55=  | Jeffray   | 8:05 |
| 64   | Preston   | 7:32  | 64  | Preston   | 12:40 | 52   | Hemingway | 7:26 | 55  | Jeffray   | 11:33 | 56=  | Blunt     | 8:05 |
| 63   | Taylor    | 10:00 | 55  | Jeffray   | 20:33 | 64   | Preston   | 7:57 | 63  | Taylor    | 12:11 | 63   | Taylor    | 8:42 |
| SS 26 Hopehouse 2<br>Fastest speed 61.55 mph<br>Length 6.53miles |           |       | SS 27 Broomylinn 2<br>Fastest speed 55.09 mph<br>Length 8.86miles |           |       | SS 28 Roughside 2<br>Fastest speed 55.37 mph<br>Length 6.57miles |           |      |   |           |       |  |           |      |
| No.  | Driver    | Time  | No.   | Driver    | Time  | No.  | Driver    | Time |   |           |       |  |           |      |
| 51   | Hill      | 6:22  | 51  | Hill      | 9:39  | 51   | Hill      | 7:07 |   |           |       |  |           |      |
| 53   | Lawlor    | 6:50  | 53  | Lawlor    | 10:23 | 53   | Lawlor    | 7:28 |   |           |       |  |           |      |
| 60   | Hague     | 7:01  | 60  | Hague     | 10:35 | 52   | Hemingway | 7:37 |   |           |       |  |           |      |
| 62   | Gardiner  | 7:02  | 62  | Gardiner  | 10:39 | 60   | Hague     | 7:43 |   |           |       |  |           |      |
| 52=  | Hemingway | 7:07  | 52=   | Hemingway | 10:49 | 62   | Gardiner  | 7:59 |   |           |       |  |           |      |
| 54=  | Madge     | 7:07  | 54=   | Madge     | 10:49 | 54   | Madge     | 8:05 |   |           |       |  |           |      |
| 56   | Blunt     | 7:22  | 56  | Blunt     | 11:19 | 56   | Blunt     | 8:16 |   |           |       |  |           |      |
| 64   | Preston   | 8:06  | 64  | Preston   | 12:20 | 63   | Taylor    | 8:45 |   |           |       |  |           |      |
| 63   | Taylor    | 8:23  | 63  | Taylor    | 12:30 | 64   | Preston   | 8:52 |   |           |       |  |           |      |

### Final Leading Positions after Each Stage

| SS 1 Temple Newm.1<br>Mixed<br>Length 1.58miles |           |         | SS 2 Temple Newm.2<br>Mixed<br>Length 1.58miles |           |         | SS 3 Flainsey 1<br>Gravel<br>Length 5.15miles |           |         | SS 4 Dalby 1<br>Gravel<br>Length 8.81miles |           |         | SS 5 Langdale 1<br>Gravel<br>Length 7.41miles |           |         |
|---|-----------|---------|---|-----------|---------|---|-----------|---------|--|-----------|---------|---|-----------|---------|
| No.   | Driver    | Total   | No.   | Driver    | Total   | No.   | Driver    | Total   | No.  | Driver    | Total   | No.   | Driver    | Total   |
| 52  | Hemingway | 0:02:19 | 52  | Hemingway | 0:04:34 | 51  | Hill      | 0:10:03 | 51   | Hill      | 0:19:39 | 51  | Hill      | 0:27:31 |
| 60  | Hague     | 0:02:20 | 51  | Hill      | 0:04:38 | 57  | French    | 0:10:17 | 57   | French    | 0:20:05 | 57  | French    | 0:28:05 |
| 51=   | Hill      | 0:02:21 | 62  | Gardiner  | 0:04:39 | 52  | Hemingway | 0:10:21 | 52   | Hemingway | 0:20:08 | 52  | Hemingway | 0:28:13 |
| 57=   | French    | 0:02:21 | 60  | Hague     | 0:04:40 | 53  | Lawlor    | 0:10:30 | 53   | Lawlor    | 0:20:44 | 53  | Lawlor    | 0:28:56 |
| 62  | Gardiner  | 0:02:22 | 57  | French    | 0:04:40 | 60  | Hague     | 0:10:32 | 62   | Gardiner  | 0:20:55 | 62  | Gardiner  | 0:29:14 |
| 53  | Lawlor    | 0:02:24 | 53  | Lawlor    | 0:04:43 | 56  | Blunt     | 0:10:35 | 56   | Blunt     | 0:20:57 | 55  | Jeffray   | 0:29:45 |
| 56  | Blunt     | 0:02:25 | 56  | Blunt     | 0:04:46 | 62  | Gardiner  | 0:10:41 | 55   | Jeffray   | 0:21:09 | 58  | Jobson    | 0:29:52 |
| 58=   | Jobson    | 0:02:27 | 58  | Jobson    | 0:04:50 | 55  | Jeffray   | 0:10:45 | 58   | Jobson    | 0:21:21 | 54  | Madge     | 0:29:53 |
| 61=   | Fowler    | 0:02:27 | 61  | Fowler    | 0:04:53 | 54  | Madge     | 0:10:55 | 54   | Madge     | 0:21:23 | 61  | Fowler    | 0:31:11 |
| 54  | Madge     | 0:02:28 | 54  | Madge     | 0:04:53 | 58  | Jobson    | 0:10:59 | 60   | Hague     | 0:21:26 | 63  | Taylor    | 0:31:12 |



# Roger Albert Clark Open Rally

16th-19th November 2007

## Final Leading Positions after Each Stage



| SS 6 Flainsey 2<br>Gravel<br>Length 5.15miles     |           |         | SS 7 Dalby 2<br>Gravel<br>Length 8.81miles     |           |         | SS 8 Langdale 2<br>Gravel<br>Length 7.41miles   |           |         | SS 9 Greystoke 1<br>Gravel<br>Length 7.57miles   |           |         | SS 10 Greystoke 2<br>Gravel<br>Length 7.57miles   |           |         |
|---|-----------|---------|--|-----------|---------|---|-----------|---------|--|-----------|---------|---|-----------|---------|
| No.   | Driver    | Total   | No.  | Driver    | Total   | No.   | Driver    | Total   | No.  | Driver    | Total   | No.   | Driver    | Total   |
| 51  | Hill      | 0:32:55 | 51   | Hill      | 0:42:25 | 51  | Hill      | 0:50:10 | 51   | Hill      | 0:58:57 | 51  | Hill      | 1:07:44 |
| 52  | Hemingway | 0:34:16 | 52   | Hemingway | 0:43:53 | 52  | Hemingway | 0:51:49 | 53   | Lawlor    | 1:01:20 | 53  | Lawlor    | 1:10:27 |
| 53  | Lawlor    | 0:34:34 | 53   | Lawlor    | 0:44:15 | 53  | Lawlor    | 0:52:13 | 52   | Hemingway | 1:01:44 | 52  | Hemingway | 1:12:28 |
| 62  | Gardiner  | 0:35:04 | 62   | Gardiner  | 0:45:12 | 62  | Gardiner  | 0:53:27 | 62   | Gardiner  | 1:03:15 | 62  | Gardiner  | 1:12:54 |
| 55  | Jeffray   | 0:35:37 | 54   | Madge     | 0:46:03 | 54  | Madge     | 0:54:31 | 58   | Jobson    | 1:05:18 | 58  | Jobson    | 1:15:12 |
| 54  | Madge     | 0:35:45 | 58   | Jobson    | 0:46:19 | 58  | Jobson    | 0:55:01 | 55   | Jeffray   | 1:06:50 | 63  | Taylor    | 1:17:54 |
| 58  | Jobson    | 0:36:07 | 61   | Fowler    | 0:47:52 | 63  | Taylor    | 0:56:51 | 63   | Taylor    | 1:07:17 | 56  | Blunt     | 1:21:58 |
| 61  | Fowler    | 0:37:19 | 55   | Jeffray   | 0:48:11 | 55  | Jeffray   | 0:56:53 | 56   | Blunt     | 1:12:15 | 64  | Preston   | 1:23:45 |
| 63  | Taylor    | 0:37:30 | 63   | Taylor    | 0:48:12 | 64  | Preston   | 1:02:03 | 64   | Preston   | 1:13:00 | 55  | Jeffray   | 1:25:57 |
| 64  | Preston   | 0:41:08 | 56   | Blunt     | 0:52:19 | 56  | Blunt     | 1:02:38 | 54   | Madge     | 1:14:48 | 54  | Madge     | 1:34:42 |
| SS 11 Ae 1<br>Gravel<br>Length 7.18miles          |           |         | SS 12 Heathhall 1<br>Mixed<br>Length 0.68miles |           |         | SS 13 Ae 2<br>Gravel<br>Length 7.18miles        |           |         | SS 14 Heathhall 2<br>Mixed<br>Length 0.68miles   |           |         | SS 15 Twiggles 1<br>Gravel<br>Length 8.53miles    |           |         |
| No.   | Driver    | Total   | No.  | Driver    | Total   | No.   | Driver    | Total   | No.  | Driver    | Total   | No.   | Driver    | Total   |
| 51  | Hill      | 1:15:49 | 51   | Hill      | 1:17:01 | 51  | Hill      | 1:24:58 | 51   | Hill      | 1:26:07 | 51  | Hill      | 1:35:28 |
| 53  | Lawlor    | 1:19:00 | 53   | Lawlor    | 1:20:15 | 53  | Lawlor    | 1:28:37 | 53   | Lawlor    | 1:29:49 | 53  | Lawlor    | 1:39:43 |
| 52  | Hemingway | 1:21:40 | 52   | Hemingway | 1:22:52 | 52  | Hemingway | 1:31:30 | 52   | Hemingway | 1:32:42 | 52  | Hemingway | 1:42:48 |
| 62  | Gardiner  | 1:21:44 | 62   | Gardiner  | 1:22:59 | 62  | Gardiner  | 1:31:36 | 62   | Gardiner  | 1:32:51 | 62  | Gardiner  | 1:43:11 |
| 58  | Jobson    | 1:24:12 | 58   | Jobson    | 1:25:28 | 58  | Jobson    | 1:34:10 | 58   | Jobson    | 1:35:26 | 58  | Jobson    | 1:45:42 |
| 63  | Taylor    | 1:27:49 | 63   | Taylor    | 1:29:11 | 63  | Taylor    | 1:38:43 | 63   | Taylor    | 1:40:01 | 63  | Taylor    | 1:51:07 |
| 56  | Blunt     | 1:31:10 | 56   | Blunt     | 1:32:26 | 56  | Blunt     | 1:41:09 | 56   | Blunt     | 1:42:23 | 56  | Blunt     | 1:52:55 |
| 64  | Preston   | 1:34:06 | 64   | Preston   | 1:35:27 | 64  | Preston   | 1:45:46 | 64   | Preston   | 1:47:03 | 64  | Preston   | 1:58:35 |
| 55  | Jeffray   | 1:35:39 | 55   | Jeffray   | 1:36:56 | 55  | Jeffray   | 1:46:23 | 55   | Jeffray   | 1:47:39 | 55  | Jeffray   | 1:58:40 |
| 54  | Madge     | 1:43:44 | 54   | Madge     | 1:45:02 | 54  | Madge     | 1:53:50 | 54   | Madge     | 1:55:06 | 54  | Madge     | 2:05:25 |
| SS 16 Castle O'er 1<br>Gravel<br>Length 5.00miles |           |         | SS 17 Ash Park 1<br>Gravel<br>Length 4.81miles |           |         | SS 18 Kershope 1<br>Gravel<br>Length 8.20miles  |           |         | SS 19 Twiggles 2<br>Gravel<br>Length 8.53miles   |           |         | SS 20 Castle O'er 2<br>Gravel<br>Length 5.00miles |           |         |
| No.   | Driver    | Total   | No.  | Driver    | Total   | No.   | Driver    | Total   | No.  | Driver    | Total   | No.   | Driver    | Total   |
| 51  | Hill      | 1:40:55 | 51   | Hill      | 1:46:18 | 51  | Hill      | 1:55:44 | 51   | Hill      | 2:05:18 | 51  | Hill      | 2:10:58 |
| 53  | Lawlor    | 1:45:33 | 53   | Lawlor    | 1:51:09 | 53  | Lawlor    | 2:01:06 | 53   | Lawlor    | 2:11:16 | 53  | Lawlor    | 2:17:20 |
| 52  | Hemingway | 1:48:51 | 52   | Hemingway | 1:54:47 | 52  | Hemingway | 2:04:57 | 52   | Hemingway | 2:15:54 | 62  | Gardiner  | 2:22:46 |
| 62  | Gardiner  | 1:49:23 | 62   | Gardiner  | 1:55:27 | 62  | Gardiner  | 2:05:52 | 62   | Gardiner  | 2:16:23 | 52  | Hemingway | 2:22:55 |
| 58  | Jobson    | 1:51:46 | 58   | Jobson    | 1:57:41 | 63  | Taylor    | 2:15:21 | 58   | Jobson    | 2:26:11 | 58  | Jobson    | 2:32:36 |
| 63  | Taylor    | 1:57:39 | 63   | Taylor    | 2:04:01 | 58  | Jobson    | 2:15:25 | 63   | Taylor    | 2:27:22 | 63  | Taylor    | 2:34:17 |
| 56  | Blunt     | 1:59:17 | 56   | Blunt     | 2:05:22 | 56  | Blunt     | 2:20:51 | 56   | Blunt     | 2:32:14 | 56  | Blunt     | 2:38:53 |
| 55  | Jeffray   | 2:05:08 | 55   | Jeffray   | 2:11:30 | 55  | Jeffray   | 2:22:26 | 64   | Preston   | 2:36:52 | 64  | Preston   | 2:44:26 |
| 64  | Preston   | 2:05:19 | 64   | Preston   | 2:12:20 | 64  | Preston   | 2:24:15 | 55   | Jeffray   | 2:42:36 | 54  | Madge     | 2:51:32 |
| 54  | Madge     | 2:11:32 | 54   | Madge     | 2:17:45 | 54  | Madge     | 2:28:25 | 54   | Madge     | 2:45:07 | 55  | Jeffray   | 2:58:40 |
| SS 21 Ash Park 2<br>Gravel<br>Length 4.81miles    |           |         | SS 22 Kershope 2<br>Gravel<br>Length 8.20miles |           |         | SS 23 Hopehouse 1<br>Gravel<br>Length 6.53miles |           |         | SS 24 Broomylinn 1<br>Gravel<br>Length 8.86miles |           |         | SS 25 Roughside 1<br>Gravel<br>Length 6.57miles   |           |         |
| No.   | Driver    | Total   | No.  | Driver    | Total   | No.   | Driver    | Total   | No.  | Driver    | Total   | No.   | Driver    | Total   |
| 51  | Hill      | 2:16:25 | 51   | Hill      | 2:25:59 | 51  | Hill      | 2:32:40 | 51   | Hill      | 2:42:44 | 51  | Hill      | 2:50:02 |
| 53  | Lawlor    | 2:23:13 | 53   | Lawlor    | 2:33:46 | 53  | Lawlor    | 2:40:47 | 53   | Lawlor    | 2:51:24 | 53  | Lawlor    | 2:59:07 |
| 62  | Gardiner  | 2:28:58 | 62   | Gardiner  | 2:39:40 | 62  | Gardiner  | 2:46:50 | 62   | Gardiner  | 2:57:23 | 62  | Gardiner  | 3:05:12 |
| 52  | Hemingway | 2:29:07 | 52   | Hemingway | 2:39:56 | 52  | Hemingway | 2:47:22 | 52   | Hemingway | 2:58:08 | 52  | Hemingway | 3:05:50 |
| 58  | Jobson    | 2:39:20 | 58   | Jobson    | 2:50:05 | 58  | Jobson    | 2:57:13 | 58   | Jobson    | 3:07:52 | 58  | Jobson    | 3:15:44 |
| 63  | Taylor    | 2:44:17 | 56   | Blunt     | 2:56:48 | 56  | Blunt     | 3:04:04 | 56   | Blunt     | 3:15:10 | 56  | Blunt     | 3:23:15 |
| 56  | Blunt     | 2:45:21 | 64   | Preston   | 3:04:38 | 64  | Preston   | 3:12:35 | 64   | Preston   | 3:24:49 | 64  | Preston   | 3:33:59 |
| 64  | Preston   | 2:51:58 | 63   | Taylor    | 3:04:55 | 63  | Taylor    | 3:13:43 | 63   | Taylor    | 3:25:54 | 54  | Madge     | 3:34:06 |
| 54  | Madge     | 2:57:49 | 54   | Madge     | 3:08:27 | 54  | Madge     | 3:15:33 | 54   | Madge     | 3:26:16 | 63  | Taylor    | 3:34:36 |
| 57  | French    | 3:11:11 | 57   | French    | 3:21:26 | 55  | Jeffray   | 3:42:24 | 55   | Jeffray   | 3:53:57 | 55  | Jeffray   | 4:02:02 |

Issued at 15:10 on 19 November 2007

Results by Tynemouth Computer Services



| SS 26 Hopehouse 2<br>Gravel<br>Length 6.53miles |           |         | SS 27 Broomylinn 2<br>Gravel<br>Length 8.86miles |           |         | SS 28 Roughside 2<br>Gravel<br>Length 6.57miles |           |         |
|---|-----------|---------|--|-----------|---------|---|-----------|---------|
| No.   | Driver    | Total   | No.  | Driver    | Total   | No.   | Driver    | Total   |
| 51  | Hill      | 2:56:24 | 51   | Hill      | 3:06:03 | 51  | Hill      | 3:13:10 |
| 53  | Lawlor    | 3:05:57 | 53   | Lawlor    | 3:16:20 | 53  | Lawlor    | 3:23:48 |
| 62  | Gardiner  | 3:12:14 | 62   | Gardiner  | 3:22:53 | 62  | Gardiner  | 3:30:52 |
| 52  | Hemingway | 3:12:57 | 52   | Hemingway | 3:23:46 | 52  | Hemingway | 3:31:23 |
| 56  | Blunt     | 3:30:37 | 56   | Blunt     | 3:41:56 | 56  | Blunt     | 3:50:12 |
| 54  | Madge     | 3:41:13 | 54   | Madge     | 3:52:02 | 54  | Madge     | 4:00:07 |
| 64  | Preston   | 3:42:05 | 64   | Preston   | 3:54:25 | 64  | Preston   | 4:03:17 |
| 63  | Taylor    | 3:42:59 | 63   | Taylor    | 3:55:29 | 63  | Taylor    | 4:04:14 |
| 60  | Hague     | 5:15:36 | 60   | Hague     | 5:26:11 | 60  | Hague     | 5:33:54 |

### Final Stage Positions

Total number of fastest times, second fastest times etc.

| No. | Driver         | 1  | 2  | 3  | 4  | 5 | 6 | 7  | 8 | 9 | 10 | 11 | 12 | 13 | 14 | 15 |
|-----|----------------|----|----|----|----|---|---|----|---|---|----|----|----|----|----|----|
| 51  | Richard HILL   | 26 | 1  | 1  | -  | - | - | -  | - | - | -  | -  | -  | -  | -  | -  |
| 52  | Dave HEMINGWAY | 3  | 5  | 3  | 3  | 5 | 4 | 2  | 1 | 2 | -  | -  | -  | -  | -  | -  |
| 57  | Stephen FRENCH | 1  | 8  | 6  | 1  | 1 | - | -  | - | 1 | 1  | 1  | 2  | -  | -  | -  |
| 53  | Brian LAWLOR   | -  | 12 | 11 | 4  | - | 1 | -  | - | - | -  | -  | -  | -  | -  | -  |
| 62  | Alan GARDINER  | -  | 2  | 2  | 11 | 9 | 1 | 1  | 2 | - | -  | -  | -  | -  | -  | -  |
| 60  | Malc HAGUE     | -  | 1  | 2  | 5  | 2 | 1 | 3  | - | - | -  | 4  | 7  | 3  | -  | -  |
| 54  | Andy MADGE     | -  | -  | 1  | 2  | 5 | 7 | 3  | 2 | 3 | 3  | 2  | -  | -  | -  | -  |
| 56  | Steve BLUNT    | -  | -  | 1  | 2  | 1 | 2 | 12 | 6 | 1 | 2  | -  | 1  | -  | -  | -  |
| 58  | Phil JOBSON    | -  | -  | -  | 3  | 5 | 4 | 7  | 3 | 1 | 1  | 1  | -  | -  | -  | -  |
| 55  | Kevin JEFFRAY  | -  | -  | -  | 1  | - | 2 | 3  | 4 | 5 | 5  | 5  | -  | -  | -  | -  |
| 63  | John TAYLOR    | -  | -  | -  | -  | - | 2 | -  | 5 | 5 | 5  | 5  | 6  | -  | -  | -  |
| 64  | Garry PRESTON  | -  | -  | -  | -  | - | - | -  | 3 | 7 | 3  | 8  | 3  | 4  | -  | -  |

Note: where more than one competitor has the same stage time, they are all credited with the same stage position.

### Final Stage Positions

Total number of fastest times, second fastest times etc.

| No. | Driver      | 1 | 2 | 3 | 4 | 5 | 6 | 7 | 8 | 9 | 10 | 11 | 12 | 13 | 14 | 15 |
|-----|-------------|---|---|---|---|---|---|---|---|---|----|----|----|----|----|----|
| 61  | Mark FOWLER | - | - | - | - | - | - | - | 3 | - | 2  | 2  | -  | -  | -  | -  |

Note: where more than one competitor has the same stage time, they are all credited with the same stage position.





# Roger Albert Clark Open Rally

16th-19th November 2007

## Final Time Chart



Competitors in order of time taken on each stage

| Posn | Stage |     |     |     |    |     |     |     |     |     |     |     |    |     |    |    |     |    |    |     |     |     |
|------|-------|-----|-----|-----|----|-----|-----|-----|-----|-----|-----|-----|----|-----|----|----|-----|----|----|-----|-----|-----|
|      | 1     | 2   | 3   | 4   | 5  | 6   | 7   | 8   | 9   | 10  | 11  | 12  | 13 | 14  | 15 | 16 | 17  | 18 | 19 | 20  | 21  | 22  |
| 1    | 52    | 52  | 51  | 51  | 51 | 51  | 51  | 51  | 51  | 51  | 51  | 51= | 51 | 51  | 51 | 51 | 51  | 51 | 51 | 51  | 51  | 51  |
| 2    | 60    | 51= | 57  | 52  | 57 | 53  | 52  | 52  | 53  | 53  | 53  | 52= | 53 | 52= | 57 | 57 | 53  | 53 | 57 | 57  | 57  | 57  |
| 3    | 51=   | 62= | 52= | 57  | 52 | 62  | 53  | 53  | 56  | 62  | 57  | 57= | 57 | 53= | 53 | 53 | 57  | 57 | 53 | 53  | 53  | 53  |
| 4    | 57=   | 53= | 53= | 53= | 53 | 54= | 62  | 62  | 62  | 56  | 62  | 53= | 60 | 56  | 60 | 52 | 58  | 52 | 62 | 62  | 52= | 54  |
| 5    | 62    | 57= | 56  | 62= | 62 | 55= | 58  | 54  | 52  | 58  | 60  | 60= | 62 | 57= | 52 | 58 | 52  | 62 | 58 | 54= | 62= | 62  |
| 6    | 53    | 60  | 55  | 56= | 54 | 52  | 54= | 63  | 55  | 63  | 58  | 62= | 52 | 62= | 58 | 54 | 62  | 54 | 52 | 58= | 54  | 58  |
| 7    | 56    | 56  | 60  | 58= | 58 | 56  | 56= | 55= | 58  | 52  | 54  | 56= | 58 | 54= | 54 | 62 | 56  | 55 | 56 | 56  | 56  | 52  |
| 8    | 58=   | 58  | 54= | 55  | 55 | 61  | 61  | 58= | 63  | 64  | 52= | 58= | 56 | 55= | 62 | 56 | 54  | 63 | 63 | 63  | 58  | 56  |
| 9    | 61=   | 54= | 62= | 54  | 63 | 58  | 63  | 64  | 64  | 57  | 56= | 55  | 54 | 58= | 56 | 55 | 55= | 64 | 64 | 52  | 64  | 64  |
| 10   | 54    | 55= | 58  | 61  | 61 | 63  | 64  | 56  | 57  | 55  | 55  | 54  | 55 | 60= | 55 | 63 | 63= | 56 | 54 | 64  | 63  | 55  |
| 11   | 55    | 61  | 61  | 60  | 64 | 64  | 55  | 57  | 54= | 54= | 63  | 64  | 63 | 64  | 63 | 64 | 64  | 58 | 55 | 55  | 55  | 60= |
| 12   | 63    | 63  | 63  | 63  | 56 | 57  | 57  | 60  | 60= | 60= | 64  | 63  | 64 | 63  | 64 | 60 | 60  | 60 | 60 | 60  | 60  | 63= |
| 13   | 64    | 64  | 64  | 64  | 60 | 60  | 60  |     |     |     |     |     |    |     |    |    |     |    |    |     |     |     |

## Final Time Chart

Competitors in order of time taken on each stage

| Posn | Stage |    |     |     |     |    |
|------|-------|----|-----|-----|-----|----|
|      | 23    | 24 | 25  | 26  | 27  | 28 |
| 1    | 51    | 51 | 51  | 51  | 51  | 51 |
| 2    | 53    | 62 | 52  | 53  | 53  | 53 |
| 3    | 54    | 53 | 53  | 60  | 60  | 52 |
| 4    | 58    | 58 | 60  | 62  | 62  | 60 |
| 5    | 60=   | 54 | 62  | 52= | 52= | 62 |
| 6    | 62=   | 52 | 54  | 54= | 54= | 54 |
| 7    | 56    | 60 | 58  | 56  | 56  | 56 |
| 8    | 55    | 56 | 55= | 64  | 64  | 63 |
| 9    | 52    | 55 | 56= | 63  | 63  | 64 |
| 10   | 64    | 63 | 63  |     |     |    |
| 11   | 63    | 64 | 64  |     |     |    |

## Final Stage Chart

Cumulative positions after each stage (including all additional penalties)

| Posn | Stage |    |    |    |    |    |    |    |    |    |    |    |    |    |    |    |    |    |    |    |    |    |
|------|-------|----|----|----|----|----|----|----|----|----|----|----|----|----|----|----|----|----|----|----|----|----|
|      | 1     | 2  | 3  | 4  | 5  | 6  | 7  | 8  | 9  | 10 | 11 | 12 | 13 | 14 | 15 | 16 | 17 | 18 | 19 | 20 | 21 | 22 |
| 1    | 52    | 52 | 51 | 51 | 51 | 51 | 51 | 51 | 51 | 51 | 51 | 51 | 51 | 51 | 51 | 51 | 51 | 51 | 51 | 51 | 51 | 51 |
| 2    | 60    | 51 | 57 | 57 | 57 | 52 | 52 | 52 | 53 | 53 | 53 | 53 | 53 | 53 | 53 | 53 | 53 | 53 | 53 | 53 | 53 | 53 |
| 3    | 51=   | 62 | 52 | 52 | 52 | 53 | 53 | 53 | 52 | 52 | 52 | 52 | 52 | 52 | 52 | 52 | 52 | 52 | 52 | 62 | 62 | 62 |
| 4    | 57=   | 60 | 53 | 53 | 53 | 62 | 62 | 62 | 62 | 62 | 62 | 62 | 62 | 62 | 62 | 62 | 62 | 62 | 62 | 52 | 52 | 52 |
| 5    | 62    | 57 | 60 | 62 | 62 | 55 | 54 | 54 | 58 | 58 | 58 | 58 | 58 | 58 | 58 | 58 | 58 | 63 | 58 | 58 | 58 | 58 |
| 6    | 53    | 53 | 56 | 56 | 55 | 54 | 58 | 58 | 55 | 63 | 63 | 63 | 63 | 63 | 63 | 63 | 63 | 58 | 63 | 63 | 63 | 56 |
| 7    | 56    | 56 | 62 | 55 | 58 | 58 | 61 | 63 | 63 | 56 | 56 | 56 | 56 | 56 | 56 | 56 | 56 | 56 | 56 | 56 | 56 | 64 |
| 8    | 58=   | 58 | 55 | 58 | 54 | 61 | 55 | 55 | 56 | 64 | 64 | 64 | 64 | 64 | 64 | 55 | 55 | 55 | 64 | 64 | 64 | 63 |
| 9    | 61=   | 61 | 54 | 54 | 61 | 63 | 63 | 64 | 64 | 55 | 55 | 55 | 55 | 55 | 55 | 64 | 64 | 64 | 55 | 54 | 54 | 54 |
| 10   | 54    | 54 | 58 | 60 | 63 | 64 | 56 | 56 | 54 | 54 | 54 | 54 | 54 | 54 | 54 | 54 | 54 | 54 | 54 | 55 | 57 | 57 |
| 11   | 55    | 55 | 61 | 61 | 64 | 56 | 64 | 57 | 57 | 57 | 57 | 57 | 57 | 57 | 57 | 57 | 57 | 57 | 57 | 57 | 55 | 55 |
| 12   | 63    | 63 | 63 | 63 | 56 | 57 | 57 | 60 | 60 | 60 | 60 | 60 | 60 | 60 | 60 | 60 | 60 | 60 | 60 | 60 | 60 | 60 |
| 13   | 64    | 64 | 64 | 64 | 60 | 60 | 60 |    |    |    |    |    |    |    |    |    |    |    |    |    |    |    |





# Roger Albert Clark Open Rally

16th-19th November 2007

## Final Stage Chart



Cumulative positions after each stage (including all additional penalties)

| Posn | Stage |    |    |    |    |    |
|------|-------|----|----|----|----|----|
|      | 23    | 24 | 25 | 26 | 27 | 28 |
| 1    | 51    | 51 | 51 | 51 | 51 | 51 |
| 2    | 53    | 53 | 53 | 53 | 53 | 53 |
| 3    | 62    | 62 | 62 | 62 | 62 | 62 |
| 4    | 52    | 52 | 52 | 52 | 52 | 52 |
| 5    | 58    | 58 | 58 | 56 | 56 | 56 |
| 6    | 56    | 56 | 56 | 54 | 54 | 54 |
| 7    | 64    | 64 | 64 | 64 | 64 | 64 |
| 8    | 63    | 63 | 54 | 63 | 63 | 63 |
| 9    | 54    | 54 | 63 | 60 | 60 | 60 |
| 10   | 55    | 55 | 55 |    |    |    |
| 11   | 60    | 60 | 60 |    |    |    |



| Pos                   | No. | Driver/Co-Driver            | Class | Vehicle                | Total Time | Diff. Leader | Overall Pos |
|-----------------------|-----|-----------------------------|-------|------------------------|------------|--------------|-------------|
| <b>Overall Awards</b> |     |                             |       |                        |            |              |             |
| 1                     | 116 | Darren MOON/John McNICHOL   | F3    | Ford Escort Mk2        | 0:48:18    |              | 1           |
| <b>Class F1</b>       |     |                             |       |                        |            |              |             |
|                       |     | No finisher eligible        |       |                        |            |              |             |
| <b>Class F2</b>       |     |                             |       |                        |            |              |             |
| 1                     | 105 | Robert CLOSE/Mike REYNOLDS  | F2    | Toyota Corolla         | 0:49:44    |              | 3           |
| <b>Class F3</b>       |     |                             |       |                        |            |              |             |
| 1                     | 106 | Philip WELCH/Plug PULLEYN   | F3    | Volkswagon Golf Kitcar | 0:51:07    |              | 5           |
| <b>Class F4</b>       |     |                             |       |                        |            |              |             |
| 1                     | 119 | Seamus O'CONNELL/Sean MAGEE | F4    | Ford Escort Mk2        | 0:48:59    |              | 2           |

### Final Results

| Pos | No. | Driver/Co-driver                | Class | Class Posn. | Vehicle                | Stage Times | Penalties | Total Time | Diff. Leader |
|-----|-----|---------------------------------|-------|-------------|------------------------|-------------|-----------|------------|--------------|
| 1   | 116 | Darren MOON/John McNICHOL       | F3    | 1           | Ford Escort Mk2        | 0:48:18     |           | 0:48:18    |              |
| 2   | 119 | Seamus O'CONNELL/Sean MAGEE     | F4    | 1           | Ford Escort Mk2        | 0:48:59     |           | 0:48:59    | 0:41         |
| 3   | 105 | Robert CLOSE/Mike REYNOLDS      | F2    | 1           | Toyota Corolla         | 0:49:44     |           | 0:49:44    | 1:26         |
| 4   | 104 | Ian JEMISON/Mick QUINN          | F4    | 2           | Porsche Boxster        | 0:50:05     |           | 0:50:05    | 1:47         |
| 5   | 106 | Philip WELCH/Plug PULLEYN       | F3    | 2           | Volkswagon Golf Kitcar | 0:51:07     |           | 0:51:07    | 2:49         |
| 6   | 103 | Steve MAGSON/Geoff ATKINSON     | F4    | 3           | Opel Ascona 400        | 0:51:11     |           | 0:51:11    | 2:53         |
| 7   | 114 | Gareth HOOPER/Michael CALVERT   | F3    | 3           | Opel Manta             | 0:51:50     |           | 0:51:50    | 3:32         |
| 8   | 117 | Yuk HODGSON/Jemma HODGSON       | F3    | 4           | Ford Escort Mk1        | 0:52:02     |           | 0:52:02    | 3:44         |
| 9   | 112 | Scott SMITH/Andrew RICHARDS     | F4    | 4           | Ford Escort RS Mk2     | 0:52:22     |           | 0:52:22    | 4:04         |
| 10  | 110 | Daniel HART/Rob HARDY           | F4    | 5           | Opel Manta             | 0:52:56     |           | 0:52:56    | 4:38         |
| 11  | 108 | Robin SHUTTLEWORTH/Mark MIDGLEY | F3    | 5           | Ford Escort Mk1        | 0:55:37     |           | 0:55:37    | 7:19         |
| 12  | 109 | Raymond BARNES/Geoffrey WATSON  | F2    | 2           | Leyland Cars Mini      | 0:56:06     | 0:20      | 0:56:26    | 8:08         |
| 13  | 102 | David MARSHALL/Chris HUDSON     | F3    | 6           | Ford Escort RS1600     | 0:56:36     |           | 0:56:36    | 8:18         |
| 14  | 115 | Rob PILCHER/Roger BURKILL       | F2    | 3           | Ford Lotus Cortina     | 0:56:43     |           | 0:56:43    | 8:25         |
| 15  | 107 | Mike COLLINS/Mike ROBINSON      | F3    | 7           | Ford Escort Mk2        | 0:59:13     |           | 0:59:13    | 10:55        |



| No. | Pos | Entrant<br>Driver/Co-driver     | Class | Class<br>Posn. | Vehicle                | Stage<br>Times | Penalties | Total<br>Time | Diff.<br>Leader |
|-----|-----|---------------------------------|-------|----------------|------------------------|----------------|-----------|---------------|-----------------|
| 101 |     | Richard WELFORD/Richard ROSS    | F4    |                | Ford Escort Mk2        | Alternator     |           |               |                 |
| 102 | 13  | David MARSHALL/Chris HUDSON     | F3    | 6              | Ford Escort RS1600     | 0:56:36        |           | 0:56:36       | 8:18            |
| 103 | 6   | Steve MAGSON/Geoff ATKINSON     | F4    | 3              | Opel Ascona 400        | 0:51:11        |           | 0:51:11       | 2:53            |
| 104 | 4   | Ian JEMISON/Mick QUINN          | F4    | 2              | Porsche Boxster        | 0:50:05        |           | 0:50:05       | 1:47            |
| 105 | 3   | Robert CLOSE/Mike REYNOLDS      | F2    | 1              | Toyota Corolla         | 0:49:44        |           | 0:49:44       | 1:26            |
| 106 | 5   | Philip WELCH/Plug PULLEYN       | F3    | 2              | Volkswagon Golf Kitcar | 0:51:07        |           | 0:51:07       | 2:49            |
| 107 | 15  | Mike COLLINS/Mike ROBINSON      | F3    | 7              | Ford Escort Mk2        | 0:59:13        |           | 0:59:13       | 10:55           |
| 108 | 11  | Robin SHUTTLEWORTH/Mark MIDGLEY | F3    | 5              | Ford Escort Mk1        | 0:55:37        |           | 0:55:37       | 7:19            |
| 109 | 12  | Raymond BARNES/Geoffrey WATSON  | F2    | 2              | Leyland Cars Mini      | 0:56:06        | 0:20      | 0:56:26       | 8:08            |
| 110 | 10  | Daniel HART/Rob HARDY           | F4    | 5              | Opel Manta             | 0:52:56        |           | 0:52:56       | 4:38            |
| 111 |     | Anthony COX/Martyn CLARK        | F2    |                | Ford Ka                | Missed SS5     |           |               |                 |
| 112 | 9   | Scott SMITH/Andrew RICHARDS     | F4    | 4              | Ford Escort RS Mk2     | 0:52:22        |           | 0:52:22       | 4:04            |
| 114 | 7   | Gareth HOOPER/Michael CALVERT   | F3    | 3              | Opel Manta             | 0:51:50        |           | 0:51:50       | 3:32            |
| 115 | 14  | Rob PILCHER/Roger BURKILL       | F2    | 3              | Ford Lotus Cortina     | 0:56:43        |           | 0:56:43       | 8:25            |
| 116 | 1   | Darren MOON/John McNICHOL       | F3    | 1              | Ford Escort Mk2        | 0:48:18        |           | 0:48:18       |                 |
| 117 | 8   | Yuk HODGSON/Jemma HODGSON       | F3    | 4              | Ford Escort Mk1        | 0:52:02        |           | 0:52:02       | 3:44            |
| 119 | 2   | Seamus O'CONNELL/Sean MAGEE     | F4    | 1              | Ford Escort Mk2        | 0:48:59        |           | 0:48:59       | 0:41            |

**Final Stage Times**

| No. | Driver           | Class | SS 2          | SS 3       | SS 4    | SS 5       | SS 6       | SS 7    | SS 8       | Penalties |
|-----|------------------|-------|---------------|------------|---------|------------|------------|---------|------------|-----------|
|     |                  |       | Temple Newm.2 | Flainsey 1 | Dalby 1 | Langdale 1 | Flainsey 2 | Dalby 2 | Langdale 2 |           |
| 101 | Richard WELFORD  | F4    | 2:22          | Alternator |         |            |            |         |            |           |
| 102 | David MARSHALL   | F3    | 2:36          | 6:44       | 11:11   | 9:14       | 6:31       | 11:01   | 9:19       |           |
| 103 | Steve MAGSON     | F4    | 2:35          | 6:00       | 10:20   | 8:27       | 5:40       | 9:56    | 8:13       |           |
| 104 | Ian JEMISON      | F4    | 2:22          | 5:47       | 10:00   | 8:20       | 5:45       | 9:44    | 8:07       |           |
| 105 | Robert CLOSE     | F2    | 2:24          | 5:45       | 9:58    | 8:01       | 5:43       | 9:50    | 8:03       |           |
| 106 | Philip WELCH     | F3    | 2:25          | 6:04       | 10:16   | 8:14       | 5:52       | 10:05   | 8:11       |           |
| 107 | Mike COLLINS     | F3    | 2:40          | 6:34       | 11:02   | 9:24       | 7:18       | 12:28   | 9:47       |           |
| 108 | R SHUTTLEWORTH   | F3    | 5:00          | 6:14       | 10:20   | 8:34       | 6:16       | 10:26   | 8:47       |           |
| 109 | Raymond BARNES   | F2    | 2:42          | 7:09       | 11:09   | 8:58       | 6:26       | 10:43   | 8:59       | 0:20      |
| 110 | Daniel HART      | F4    | 2:28          | 6:06       | 10:21   | 8:51       | 6:00       | 10:32   | 8:38       |           |
| 111 | Anthony COX      | F2    | 3:02          | 8:15       | 13:40   | RET        | 8:13       | 13:21   | Missed SS5 |           |
| 112 | Scott SMITH      | F4    | 2:27          | 7:03       | 10:13   | 8:17       | 6:03       | 10:04   | 8:15       |           |
| 114 | Gareth HOOPER    | F3    | 2:27          | 6:13       | 10:11   | 8:24       | 5:59       | 10:14   | 8:22       |           |
| 115 | Rob PILCHER      | F2    | 2:41          | 6:39       | 11:15   | 9:11       | 6:30       | 11:16   | 9:11       |           |
| 116 | Darren MOON      | F3    | 2:17          | 5:40       | 9:43    | 7:51       | 5:28       | 9:29    | 7:50       |           |
| 117 | Yuk HODGSON      | F3    | 2:25          | 6:12       | 10:23   | 8:18       | 5:52       | 10:27   | 8:25       |           |
| 119 | Seamus O'CONNELL | F4    | 2:21          | 5:48       | 9:47    | 8:01       | 5:31       | 9:38    | 7:53       |           |



| No. | Driver/Co-driver               | Class | Control | Reason        | Penalty | Total |
|-----|--------------------------------|-------|---------|---------------|---------|-------|
| 109 | Raymond BARNES/Geoffrey WATSON | F2    | MTC1    | Early at MTC1 | 0:20    | 0:20  |
| 111 | Anthony COX/Martyn CLARK       | F2    | TC7     | Early at TC7  | 2:00    | 2:00  |

**Final Retirements and Exclusions**

Listed by Competition Number

2 Retirements and Exclusions

| No. | Driver/Co-driver             | Class | Vehicle         | Stage | Reason     |
|-----|------------------------------|-------|-----------------|-------|------------|
| 101 | Richard WELFORD/Richard ROSS | F4    | Ford Escort Mk2 | 3     | Alternator |
| 111 | Anthony COX/Martyn CLARK     | F2    | Ford Ka         | 5     | Missed SS5 |

**Final Ten Best Times on Each Stage**

| SS 2 Temple Newm.2<br>Fastest speed 41.47 mph<br>Length 1.58miles |              |       | SS 3 Flainsey 1<br>Fastest speed 54.54 mph<br>Length 5.15miles |              |      | SS 4 Dalby 1<br>Fastest speed 54.41 mph<br>Length 8.81miles |              |       | SS 5 Langdale 1<br>Fastest speed 56.66 mph<br>Length 7.41miles |              |      | SS 6 Flainsey 2<br>Fastest speed 56.54 mph<br>Length 5.15miles |           |      |
|---|--------------|-------|--|--------------|------|---|--------------|-------|--|--------------|------|--|-----------|------|
| No.   | Driver       | Time  | No.  | Driver       | Time | No.   | Driver       | Time  | No.  | Driver       | Time | No.  | Driver    | Time |
| 116   | Moon         | 2:17  | 116  | Moon         | 5:40 | 116   | Moon         | 9:43  | 116  | Moon         | 7:51 | 116  | Moon      | 5:28 |
| 119   | O'Connell    | 2:21  | 105  | Close        | 5:45 | 119   | O'Connell    | 9:47  | 105=   | Close        | 8:01 | 119  | O'Connell | 5:31 |
| 101=  | Welford      | 2:22  | 104  | Jemison      | 5:47 | 105   | Close        | 9:58  | 119=   | O'Connell    | 8:01 | 103  | Magson    | 5:40 |
| 104=  | Jemison      | 2:22  | 119  | O'Connell    | 5:48 | 104   | Jemison      | 10:00 | 106  | Welch        | 8:14 | 105  | Close     | 5:43 |
| 105   | Close        | 2:24  | 103  | Magson       | 6:00 | 114   | Hooper       | 10:11 | 112  | Smith        | 8:17 | 104  | Jemison   | 5:45 |
| 106=  | Welch        | 2:25  | 106  | Welch        | 6:04 | 112   | Smith        | 10:13 | 117  | Hodgson      | 8:18 | 106=   | Welch     | 5:52 |
| 117=  | Hodgson      | 2:25  | 110  | Hart         | 6:06 | 106   | Welch        | 10:16 | 104  | Jemison      | 8:20 | 117=   | Hodgson   | 5:52 |
| 112=  | Smith        | 2:27  | 117  | Hodgson      | 6:12 | 103=  | Magson       | 10:20 | 114  | Hooper       | 8:24 | 114  | Hooper    | 5:59 |
| 114=  | Hooper       | 2:27  | 114  | Hooper       | 6:13 | 108=  | Shuttleworth | 10:20 | 103  | Magson       | 8:27 | 110  | Hart      | 6:00 |
| 110   | Hart         | 2:28  | 108  | Shuttleworth | 6:14 | 110   | Hart         | 10:21 | 108  | Shuttleworth | 8:34 | 112  | Smith     | 6:03 |
| SS 7 Dalby 2<br>Fastest speed 55.75 mph<br>Length 8.81miles       |              |       | SS 8 Langdale 2<br>Fastest speed 56.78 mph<br>Length 7.41miles |              |      |   |              |       |  |              |      |  |           |      |
| No.   | Driver       | Time  | No.  | Driver       | Time |   |              |       |  |              |      |  |           |      |
| 116   | Moon         | 9:29  | 116  | Moon         | 7:50 |   |              |       |  |              |      |  |           |      |
| 119   | O'Connell    | 9:38  | 119  | O'Connell    | 7:53 |   |              |       |  |              |      |  |           |      |
| 104   | Jemison      | 9:44  | 105  | Close        | 8:03 |   |              |       |  |              |      |  |           |      |
| 105   | Close        | 9:50  | 104  | Jemison      | 8:07 |   |              |       |  |              |      |  |           |      |
| 103   | Magson       | 9:56  | 106  | Welch        | 8:11 |   |              |       |  |              |      |  |           |      |
| 112   | Smith        | 10:04 | 103  | Magson       | 8:13 |   |              |       |  |              |      |  |           |      |
| 106   | Welch        | 10:05 | 112  | Smith        | 8:15 |   |              |       |  |              |      |  |           |      |
| 114   | Hooper       | 10:14 | 114  | Hooper       | 8:22 |   |              |       |  |              |      |  |           |      |
| 108   | Shuttleworth | 10:26 | 117  | Hodgson      | 8:25 |   |              |       |  |              |      |  |           |      |
| 117   | Hodgson      | 10:27 | 110  | Hart         | 8:38 |   |              |       |  |              |      |  |           |      |



| SS 2 Temple Newm.2<br>Mixed<br>Length 1.58miles |           |         | SS 3 Flainsey 1<br>Gravel<br>Length 5.15miles |           |         | SS 4 Dalby 1<br>Gravel<br>Length 8.81miles |           |         | SS 5 Langdale 1<br>Gravel<br>Length 7.41miles |           |         | SS 6 Flainsey 2<br>Gravel<br>Length 5.15miles |           |         |
|---|-----------|---------|---|-----------|---------|--|-----------|---------|---|-----------|---------|---|-----------|---------|
| No.   | Driver    | Total   | No.   | Driver    | Total   | No.  | Driver    | Total   | No.   | Driver    | Total   | No.   | Driver    | Total   |
| 116   | Moon      | 0:02:17 | 116   | Moon      | 0:07:57 | 116  | Moon      | 0:17:40 | 116   | Moon      | 0:25:31 | 116   | Moon      | 0:30:59 |
| 119   | O'Connell | 0:02:21 | 119   | O'Connell | 0:08:09 | 119  | O'Connell | 0:17:56 | 119   | O'Connell | 0:25:57 | 119   | O'Connell | 0:31:28 |
| 101=  | Welford   | 0:02:22 | 104   | Jemison   | 0:08:09 | 105  | Close     | 0:18:07 | 105   | Close     | 0:26:08 | 105   | Close     | 0:31:51 |
| 104=  | Jemison   | 0:02:22 | 105   | Close     | 0:08:09 | 104  | Jemison   | 0:18:09 | 104   | Jemison   | 0:26:29 | 104   | Jemison   | 0:32:14 |
| 105   | Close     | 0:02:24 | 106   | Welch     | 0:08:29 | 106  | Welch     | 0:18:45 | 106   | Welch     | 0:26:59 | 106   | Welch     | 0:32:51 |
| 106=  | Welch     | 0:02:25 | 110   | Hart      | 0:08:34 | 114  | Hooper    | 0:18:51 | 114   | Hooper    | 0:27:15 | 103   | Magson    | 0:33:02 |
| 117=  | Hodgson   | 0:02:25 | 103   | Magson    | 0:08:35 | 110  | Hart      | 0:18:55 | 117   | Hodgson   | 0:27:18 | 117   | Hodgson   | 0:33:10 |
| 112=  | Smith     | 0:02:27 | 117   | Hodgson   | 0:08:37 | 103  | Magson    | 0:18:55 | 103   | Magson    | 0:27:22 | 114   | Hooper    | 0:33:14 |
| 114=  | Hooper    | 0:02:27 | 114   | Hooper    | 0:08:40 | 117  | Hodgson   | 0:19:00 | 110   | Hart      | 0:27:46 | 110   | Hart      | 0:33:46 |
| 110   | Hart      | 0:02:28 | 107   | Collins   | 0:09:14 | 112  | Smith     | 0:19:43 | 112   | Smith     | 0:28:00 | 112   | Smith     | 0:34:03 |
| SS 7 Dalby 2<br>Gravel<br>Length 8.81miles      |           |         | SS 8 Langdale 2<br>Gravel<br>Length 7.41miles |           |         |  |           |         |   |           |         |   |           |         |
| No.   | Driver    | Total   | No.   | Driver    | Total   |  |           |         |   |           |         |   |           |         |
| 116   | Moon      | 0:40:28 | 116   | Moon      | 0:48:18 |  |           |         |   |           |         |   |           |         |
| 119   | O'Connell | 0:41:06 | 119   | O'Connell | 0:48:59 |  |           |         |   |           |         |   |           |         |
| 105   | Close     | 0:41:41 | 105   | Close     | 0:49:44 |  |           |         |   |           |         |   |           |         |
| 104   | Jemison   | 0:41:58 | 104   | Jemison   | 0:50:05 |  |           |         |   |           |         |   |           |         |
| 106   | Welch     | 0:42:56 | 106   | Welch     | 0:51:07 |  |           |         |   |           |         |   |           |         |
| 103   | Magson    | 0:42:58 | 103   | Magson    | 0:51:11 |  |           |         |   |           |         |   |           |         |
| 114   | Hooper    | 0:43:28 | 114   | Hooper    | 0:51:50 |  |           |         |   |           |         |   |           |         |
| 117   | Hodgson   | 0:43:37 | 117   | Hodgson   | 0:52:02 |  |           |         |   |           |         |   |           |         |
| 112   | Smith     | 0:44:07 | 112   | Smith     | 0:52:22 |  |           |         |   |           |         |   |           |         |
| 110   | Hart      | 0:44:18 | 110   | Hart      | 0:52:56 |  |           |         |   |           |         |   |           |         |

## Final Stage Positions

Total number of fastest times, second fastest times etc.

| No. | Driver             | 1 | 2 | 3 | 4 | 5 | 6 | 7 | 8 | 9 | 10 | 11 | 12 | 13 | 14 | 15 |
|-----|--------------------|---|---|---|---|---|---|---|---|---|----|----|----|----|----|----|
| 116 | Darren MOON        | 7 | - | - | - | - | - | - | - | - | -  | -  | -  | -  | -  | -  |
| 119 | Seamus O'CONNELL   | - | 6 | - | 1 | - | - | - | - | - | -  | -  | -  | -  | -  | -  |
| 105 | Robert CLOSE       | - | 2 | 2 | 2 | 1 | - | - | - | - | -  | -  | -  | -  | -  | -  |
| 104 | Ian JEMISON        | - | - | 3 | 2 | 1 | - | 1 | - | - | -  | -  | -  | -  | -  | -  |
| 103 | Steve MAGSON       | - | - | 1 | - | 2 | 1 | - | 1 | 1 | -  | 1  | -  | -  | -  | -  |
| 101 | Richard WELFORD    | - | - | 1 | - | - | - | - | - | - | -  | -  | -  | -  | -  | -  |
| 106 | Philip WELCH       | - | - | - | 1 | 1 | 3 | 2 | - | - | -  | -  | -  | -  | -  | -  |
| 112 | Scott SMITH        | - | - | - | - | 1 | 2 | 1 | 1 | - | 1  | -  | -  | -  | 1  | -  |
| 114 | Gareth HOOPER      | - | - | - | - | 1 | - | - | 5 | 1 | -  | -  | -  | -  | -  | -  |
| 117 | Yuk HODGSON        | - | - | - | - | - | 3 | - | 1 | 1 | 1  | 1  | -  | -  | -  | -  |
| 110 | Daniel HART        | - | - | - | - | - | - | 1 | - | 1 | 3  | 2  | -  | -  | -  | -  |
| 108 | Robin SHUTTLEWORTH | - | - | - | - | - | - | - | 1 | 1 | 2  | 2  | -  | -  | -  | -  |
| 107 | Mike COLLINS       | - | - | - | - | - | - | - | - | - | -  | 1  | 1  | 1  | -  | 4  |
| 109 | Raymond BARNES     | - | - | - | - | - | - | - | - | - | -  | -  | 4  | 1  | -  | 2  |
| 115 | Rob PILCHER        | - | - | - | - | - | - | - | - | - | -  | -  | 1  | 3  | 2  | 1  |
| 102 | David MARSHALL     | - | - | - | - | - | - | - | - | - | -  | -  | 1  | 2  | 4  | -  |

Note: where more than one competitor has the same stage time, they are all credited with the same stage position.

# Kall Kwik Forest Rally

17th November 2007

## Final Time Chart




### Competitors in order of time taken on each stage

| Posn | Stage |     |      |      |      |     |     |
|------|-------|-----|------|------|------|-----|-----|
|      | 2     | 3   | 4    | 5    | 6    | 7   | 8   |
| 1    | 116   | 116 | 116  | 116  | 116  | 116 | 116 |
| 2    | 119   | 105 | 119  | 105= | 119  | 119 | 119 |
| 3    | 101=  | 104 | 105  | 119= | 103  | 104 | 105 |
| 4    | 104=  | 119 | 104  | 106  | 105  | 105 | 104 |
| 5    | 105   | 103 | 114  | 112  | 104  | 103 | 106 |
| 6    | 106=  | 106 | 112  | 117  | 106= | 112 | 103 |
| 7    | 117=  | 110 | 106  | 104  | 117= | 106 | 112 |
| 8    | 112=  | 117 | 103= | 114  | 114  | 114 | 114 |
| 9    | 114=  | 114 | 108= | 103  | 110  | 108 | 117 |
| 10   | 110   | 108 | 110  | 108  | 112  | 117 | 110 |
| 11   | 103   | 107 | 117  | 110  | 108  | 110 | 108 |
| 12   | 102   | 115 | 107  | 109  | 109  | 109 | 109 |
| 13   | 107   | 102 | 109  | 115  | 115  | 102 | 115 |
| 14   | 115   | 112 | 102  | 102  | 102  | 115 | 102 |
| 15   | 109   | 109 | 115  | 107  | 107  | 107 | 107 |
| 16   | 111   | 111 | 111  |      | 111  | 111 |     |
| 17   | 108   |     |      |      |      |     |     |

## Final Stage Chart

### Cumulative positions after each stage (including all additional penalties)

| Posn | Stage |     |     |     |     |     |     |
|------|-------|-----|-----|-----|-----|-----|-----|
|      | 2     | 3   | 4   | 5   | 6   | 7   | 8   |
| 1    | 116   | 116 | 116 | 116 | 116 | 116 | 116 |
| 2    | 119   | 119 | 119 | 119 | 119 | 119 | 119 |
| 3    | 101=  | 104 | 105 | 105 | 105 | 105 | 105 |
| 4    | 104=  | 105 | 104 | 104 | 104 | 104 | 104 |
| 5    | 105   | 106 | 106 | 106 | 106 | 106 | 106 |
| 6    | 106=  | 110 | 114 | 114 | 103 | 103 | 103 |
| 7    | 117=  | 103 | 110 | 117 | 117 | 114 | 114 |
| 8    | 112=  | 117 | 103 | 103 | 114 | 117 | 117 |
| 9    | 114=  | 114 | 117 | 110 | 110 | 112 | 112 |
| 10   | 110   | 107 | 112 | 112 | 112 | 110 | 110 |
| 11   | 103   | 102 | 107 | 107 | 102 | 108 | 108 |
| 12   | 102   | 115 | 102 | 102 | 115 | 102 | 109 |
| 13   | 107   | 112 | 115 | 115 | 108 | 109 | 102 |
| 14   | 115   | 109 | 109 | 108 | 109 | 115 | 115 |
| 15   | 109   | 108 | 108 | 109 | 107 | 107 | 107 |
| 16   | 111   | 111 | 111 |     |     |     |     |
| 17   | 108   |     |     |     |     |     |     |



# Roger Albert Clark Clubmans Rally

18th November 2007

Final Award Winners



| Pos                   | No. | Driver/Co-Driver               | Class | Vehicle             | Total Time | Diff. Leader | Overall Pos |
|-----------------------|-----|--------------------------------|-------|---------------------|------------|--------------|-------------|
| <b>Overall Awards</b> |     |                                |       |                     |            |              |             |
| 1                     | 138 | Marcus NOBLE/Malcolm CAPSTICK  | G3    | Ford Escort MK2     | 0:52:46    |              | 1           |
| <b>Class G1</b>       |     |                                |       |                     |            |              |             |
|                       |     | No finisher eligible           |       |                     |            |              |             |
| <b>Class G2</b>       |     |                                |       |                     |            |              |             |
| 1                     | 131 | Gordon BOYD/Fred BELL          | G2    | Ford Lotus Cortina  | 0:55:53    |              | 3           |
| 2                     | 133 | Brian MIDDLEMAS/Steve GRIGOR   | G2    | Hillman Avenger     | 0:59:15    | 3:22         | 4           |
| <b>Class G3</b>       |     |                                |       |                     |            |              |             |
| 1                     | 135 | Simon RIGBY/Eddie MYATT        | G3    | Ford Escort         | 1:00:13    |              | 5           |
| <b>Class G4</b>       |     |                                |       |                     |            |              |             |
| 1                     | 136 | James McDOWELL/Colin JOHNSTONE | G4    | Talbot LotusSunbeam | 0:54:44    |              | 2           |

## Final Results

| Pos | No. | Driver/Co-driver               | Class | Class<br>Posn. | Vehicle             | Stage<br>Times | Penalties | Total<br>Time | Diff.<br>Leader |
|-----|-----|--------------------------------|-------|----------------|---------------------|----------------|-----------|---------------|-----------------|
| 1   | 138 | Marcus NOBLE/Malcolm CAPSTICK  | G3    | 1              | Ford Escort MK2     | 0:52:46        |           | 0:52:46       |                 |
| 2   | 136 | James McDOWELL/Colin JOHNSTONE | G4    | 1              | Talbot LotusSunbeam | 0:54:44        |           | 0:54:44       | 1:58            |
| 3   | 131 | Gordon BOYD/Fred BELL          | G2    | 1              | Ford Lotus Cortina  | 0:55:53        |           | 0:55:53       | 3:07            |
| 4   | 133 | Brian MIDDLEMAS/Steve GRIGOR   | G2    | 2              | Hillman Avenger     | 0:59:15        |           | 0:59:15       | 6:29            |
| 5   | 135 | Simon RIGBY/Eddie MYATT        | G3    | 2              | Ford Escort         | 1:00:13        |           | 1:00:13       | 7:27            |

## Final Results by Competition Number

| No. | Pos | Entrant<br>Driver/Co-driver    | Class | Class<br>Posn. | Vehicle             | Stage<br>Times | Penalties | Total<br>Time | Diff.<br>Leader |
|-----|-----|--------------------------------|-------|----------------|---------------------|----------------|-----------|---------------|-----------------|
| 131 | 3   | Gordon BOYD/Fred BELL          | G2    | 1              | Ford Lotus Cortina  | 0:55:53        |           | 0:55:53       | 3:07            |
| 132 |     | Pete ROUGHAW/Barry SHARPE      | G3    |                | Ford Escort         | Clutch SS11    |           |               |                 |
| 133 | 4   | Brian MIDDLEMAS/Steve GRIGOR   | G2    | 2              | Hillman Avenger     | 0:59:15        |           | 0:59:15       | 6:29            |
| 134 |     | Mike AXFORD/Dave THOMASON      | G2    |                | Ford Fiesta RS      | Stopped SS15   |           |               |                 |
| 135 | 5   | Simon RIGBY/Eddie MYATT        | G3    | 2              | Ford Escort         | 1:00:13        |           | 1:00:13       | 7:27            |
| 136 | 2   | James McDOWELL/Colin JOHNSTONE | G4    | 1              | Talbot LotusSunbeam | 0:54:44        |           | 0:54:44       | 1:58            |
| 138 | 1   | Marcus NOBLE/Malcolm CAPSTICK  | G3    | 1              | Ford Escort MK2     | 0:52:46        |           | 0:52:46       |                 |

## Final Stage Times

| No. | Driver          | Class | SS 11 | SS 12       | SS 13 | SS 14       | SS 15        | SS 16         | SS 17      | SS 18      | Penalties |
|-----|-----------------|-------|-------|-------------|-------|-------------|--------------|---------------|------------|------------|-----------|
|     |                 |       | Ae 1  | Heathhall 1 | Ae 2  | Heathhall 2 | Twiglees 1   | Castle O'er 1 | Ash Park 1 | Kershope 1 |           |
| 131 | Gordon BOYD     | G2    | 9:18  | 1:20        | 9:19  | 1:20        | 10:37        | 6:14          | 6:32       | 11:13      |           |
| 132 | Pete ROUGHAW    | G3    | RET   | RET         | RET   | 1:21        | 11:05        | 6:37          | 6:41       | 11:56      |           |
| 133 | Brian MIDDLEMAS | G2    | 12:24 | 1:17        | 8:54  | 1:17        | 11:07        | 6:15          | 6:28       | 11:33      |           |
| 134 | Mike AXFORD     | G2    | 9:29  | 1:18        | 9:02  | 1:16        | Stopped SS15 |               |            |            |           |
| 135 | Simon RIGBY     | G3    | 11:03 | 1:20        | 9:27  | 1:28        | 11:27        | 6:45          | 6:45       | 11:58      |           |
| 136 | James McDOWELL  | G4    | 9:36  | 1:15        | 9:05  | 1:14        | 10:19        | 6:09          | 6:16       | 10:50      |           |
| 138 | Marcus NOBLE    | G3    | 8:53  | 1:14        | 8:42  | 1:14        | 10:14        | 5:57          | 5:59       | 10:33      |           |





# Roger Albert Clark Clubmans Rally

18th November 2007

## Final Retirements and Exclusions

Listed by Competition Number

2 Retirements and Exclusions



| No. | Driver/Co-driver          | Class | Vehicle        | Stage | Reason       |
|-----|---------------------------|-------|----------------|-------|--------------|
| 132 | Pete ROUGHAW/Barry SHARPE | G3    | Ford Escort    | 11    | Clutch SS11  |
| 134 | Mike AXFORD/Dave THOMASON | G2    | Ford Fiesta RS | 15    | Stopped SS15 |